




















































































Company name	Head quarters	Country	Share capital	Currency	Segment	Consolidation method	Held by	% holding	Group % holding
<b>Parent</b>									
Enel SpA	Rome	IT	10,166,679,946.00	EUR		Holding			100.00%
<b>Subsidiaries</b>									
25 Mile Creek Windfarm LLC	Andover	US	1.00	USD		Line-by-line	25RoseFarms Holdings LLC	100.00%	100.00%
25 Mile PPA LLC	Andover	US	1.00	USD		Line-by-line	EGP North America PPA LLC	100.00%	100.00%
25RoseFarms Holdings LLC	Andover	US	1.00	USD		Line-by-line	Enel Green Power 25RoseFarms Holdings LLC	100.00%	100.00%
3SUN Srl	Catania	IT	1,000,000.00	EUR		AFS	Enel Green Power Italia Srl Enel Green Power SpA	96.74% 3.26%	100.00%
3Sun USA LLC	Andover	US	1.00	USD		Line-by-line	Enel North America Inc.	100.00%	100.00%
400 Manley Solar LLC	Boston	US	-	USD		Line-by-line	Enel X Project MP Holdings LLC	100.00%	100.00%
4814 Investments LLC	Andover	US	-	USD		Line-by-line	Tradewind Energy Inc.	100.00%	100.00%
ABC Solar 11 SpA	Santiago de Chile	CL	1,000,000.00	CLP		Line-by-line	Enel Green Power Chile SA	100.00%	64.93%
ABC Solar 3 SpA	Santiago de Chile	CL	1,000,000.00	CLP		Line-by-line	Enel Green Power Chile SA	100.00%	64.93%
Ables Springs Solar LLC	Andover	US	1.00	USD		Line-by-line	Enel Kansas LLC	100.00%	100.00%
Ables Springs Storage LLC	Andover	US	1.00	USD		Line-by-line	Enel Kansas LLC	100.00%	100.00%
Abu Renewables India Private Limited	Gurugram	IN	100,000.00	INR		Line-by-line	Enel Green Power India Private Limited	100.00%	100.00%
Ace High Solar Project LLC	Andover	US	1.00	USD		Line-by-line	Enel Kansas LLC	100.00%	100.00%
Aced Renewables Hidden Valley (RF) (Pty) Ltd	Johannesburg	ZA	1,000.00	ZAR		Equity	Enel Green Power RSA 2 (RF) (Pty) Ltd	55.00%	2750%
Acefat AIE	Barcelona	ES	793,340.00	EUR		-	Edistribución Redes Digitales SLU	14.29%	10.02%
Adams Solar PV Project Two (RF) (Pty) Ltd	Johannesburg	ZA	10,000,000.00	ZAR		Line-by-line	Enel Green Power South Africa (Pty) Ltd	60.00%	60.00%
Adria Link Srl	Gorizia	IT	300,297.00	EUR		Equity	Enel Produzione SpA	50.00%	50.00%
Aferkat Wind Farm	Benslimane	MA	389,600.00	MAD		Line-by-line	Enel Green Power Morocco SARLAU	100.00%	100.00%
Agassiz Beach LLC	Minneapolis	US	-	USD		Line-by-line	Chi Minnesota Wind LLC	51.00%	51.00%
Agatos Green Power Trino Srl	Rome	IT	10,000.00	EUR		Line-by-line	Enel Green Power Solar Energy Srl	100.00%	100.00%
Aguilón 20 SA	Zaragoza	ES	2,682,000.00	EUR		Line-by-line	Enel Green Power España SLU	51.00%	35.76%

Company name	Head quarters	Country	Share capital	Currency	Segment	Consolidation method	Held by	% holding	Group % holding
Alba Energia Ltda	Rio de Janeiro	BR	16,045,169.00	BRL		Line-by-line	Enel Brasil SA Enel Green Power Desenvolvimento Ltda	100.00% 0.00%	82.27%
Albany Solar LLC	Wilmington	US	-	USD		Line-by-line	Aurora Distributed Solar LLC	100.00%	74.13%
Alliance SA	Managua	NI	6,180,150.00	NIO		-	Ufnet Latam SLU	99.90%	19.48%
Alpe Adria Energia Srl	Udine	IT	900,000.00	EUR		Equity	Enel Produzione SpA	50.00%	50.00%
Alta Farms Azure Ranchland Holdings LLC	Dover	US	100.00	USD		Line-by-line	Enel Green Power North America Inc.	100.00%	100.00%
Alta Farms Wind Project II LLC	Andover	US	1.00	USD		Line-by-line	Enel Green Power 25RoseFarms Holdings LLC	100.00%	100.00%
Alvorada Energia SA	Niterói	BR	22,317,415.92	BRL		Line-by-line	Enel Brasil SA	100.00%	82.27%
Ampla Energia e Serviços SA	Rio de Janeiro	BR	4,138,230,386.65	BRL	  	Line-by-line	Enel Brasil SA	99.82%	82.12%
Annandale Solar LLC	Wilmington	US	-	USD		Line-by-line	Aurora Distributed Solar LLC	100.00%	74.13%
Apiacás Energia SA	Rio de Janeiro	BR	14,216,846.33	BRL		Line-by-line	Enel Brasil SA	100.00%	82.27%
Aquilla Wind Project LLC	Andover	US	1.00	USD		Line-by-line	Tradewind Energy Inc.	100.00%	100.00%
Aragonesa de Actividades Energéticas SAU	Teruel	ES	60,100.00	EUR		Line-by-line	Endesa Red SAU	100.00%	70.12%
Aranort Desarrollos SLU	Madrid	ES	3,010.00	EUR		Line-by-line	Enel Green Power España SLU	100.00%	70.12%
Aravalli Surya (Project 1) Private Limited	Gurugram	IN	31,630,000.00	INR		Line-by-line	Enel Green Power India Private Limited	100.00%	100.00%
Arcadia Power Inc.	Washington DC	US	-	USD		-	Enel X North America Inc.	0.14%	0.14%
Arena Green Power 1 SLU	Madrid	ES	3,000.00	EUR		Line-by-line	Shark Power SLU	100.00%	70.12%
Arena Green Power 2 SLU	Madrid	ES	3,000.00	EUR		Line-by-line	Shark Power SLU	100.00%	70.12%
Arena Green Power 3 SLU	Madrid	ES	3,000.00	EUR		Line-by-line	Shark Power SLU	100.00%	70.12%
Arena Green Power 4 SLU	Seville	ES	3,000.00	EUR		Line-by-line	Shark Power SLU	100.00%	70.12%
Arena Green Power 5 SLU	Madrid	ES	3,000.00	EUR		Line-by-line	Shark Power SLU	100.00%	70.12%
Arena Power Solar 11 SLU	Madrid	ES	3,000.00	EUR		Line-by-line	Enel Green Power España SLU	100.00%	70.12%
Arena Power Solar 12 SLU	Madrid	ES	3,000.00	EUR		Line-by-line	Enel Green Power España SLU	100.00%	70.12%
Arena Power Solar 13 SLU	Madrid	ES	3,000.00	EUR		Line-by-line	Enel Green Power España SLU	100.00%	70.12%
Arena Power Solar 20 SLU	Seville	ES	3,000.00	EUR		Line-by-line	Enel Green Power España SLU	100.00%	70.12%
















Company name	Head quarters	Country	Share capital	Currency	Segment	Consolidation method	Held by	% holding	Group % holding
Arena Power Solar 33 SLU	Madrid	ES	3,000.00	EUR		Line-by-line	Enel Green Power España SLU	100.00%	70.12%
Arena Power Solar 34 SLU	Madrid	ES	3,000.00	EUR		Line-by-line	Enel Green Power España SLU	100.00%	70.12%
Arena Power Solar 35 SLU	Madrid	ES	3,000.00	EUR		Line-by-line	Enel Green Power España SLU	100.00%	70.12%
Arrow Hills Solar Project	Andover	US	-	USD		Line-by-line	Enel Kansas LLC	100.00%	100.00%
Asociación Nuclear Ascó-Vandellós II AIE	Tarragona	ES	19,232,400.00	EUR		Proportional	Endesa Generación SAU	85.41%	59.89%
Ateca Renovables SL	Madrid	ES	3,000.00	EUR		Equity	Baylio Solar SLU	19.72%	35.06%
							Dehesa de los Guadalupe Solar SLU	14.93%	
							Seguidores Solares Planta 2 SLU	15.35%	
Athonet France SASU	Paris	FR	50,000.00	EUR		-	Athonet Srl	100.00%	16.00%
Athonet Srl	Trieste	IT	68,92757	EUR		-	Enel X Srl	16.00%	16.00%
Athonet UK Ltd	Battle, East Sussex	GB	250,001.00	GBP		-	Athonet Srl	100.00%	16.00%
Athonet USA Inc.	Wilmington	US	1.00	USD		-	Athonet Srl	100.00%	16.00%
Atlántico Photovoltaic SAS ESP	Barranquilla	CO	50,587,000.00	COP		Line-by-line	Enel Colombia SA ESP	100.00%	47.18%
Atwater Solar LLC	Wilmington	US	-	USD		Line-by-line	Aurora Distributed Solar LLC	100.00%	74.13%
Aurora Distributed Solar LLC	Wilmington	US	-	USD		Line-by-line	Aurora Solar Holdings LLC	74.13%	74.13%
Aurora Land Holdings LLC	Wilmington	US	-	USD		Line-by-line	Enel Kansas LLC	100.00%	100.00%
Aurora Solar Holdings LLC	Wilmington	US	-	USD		Line-by-line	Enel Kansas LLC	100.00%	100.00%
Aurora Wind Holdings LLC	Andover	US	-	USD		Line-by-line	Enel Kansas LLC	100.00%	100.00%
Aurora Wind Project LLC	Andover	US	1.00	USD		Line-by-line	Aurora Wind Holdings LLC	100.00%	100.00%
Autumn Hills LLC	Wilmington	US	-	USD		Line-by-line	Chi Minnesota Wind LLC	51.00%	51.00%
Autumn Waltz Wind Project LLC	Andover	US	1.00	USD		Line-by-line	Tradewind Energy Inc.	100.00%	100.00%
Avikiran Energy India Private Limited	Gurugram	IN	100,000,000.00	INR		Line-by-line	Enel Green Power India Private Limited	100.00%	100.00%
Avikiran Solar India Private Limited	New Delhi	IN	253,659,580.00	INR		AFS	Enel Green Power India Private Limited	100.00%	100.00%
Avikiran Surya India Private Limited	Gurugram	IN	200,000.00	INR		Equity	Enel Green Power India Private Limited	51.00%	51.00%
Avikiran Vayu India Private Limited	Gurugram	IN	100,000.00	INR		Line-by-line	Enel Green Power India Private Limited	100.00%	100.00%

Company name	Head quarters	Country	Share capital	Currency	Segment	Consolidation method	Held by	% holding	Group % holding
Azure Blue Jay Holdings LLC	Dover	US	100.00	USD		Line-by-line	Enel Green Power North America Inc.	100.00%	100.00%
Azure Blue Jay Solar Holdings LLC	Andover	US	1.00	USD		Line-by-line	Enel Green Power Azure Blue Jay Solar Holdings LLC	100.00%	100.00%
Azure Sky Solar Project LLC	Andover	US	1.00	USD		Line-by-line	Azure Blue Jay Solar Holdings LLC	100.00%	100.00%
Azure Sky Wind Holdings LLC	Andover	US	-	USD		Line-by-line	Enel Kansas LLC	100.00%	100.00%
Azure Sky Wind Project LLC	Andover	US	1.00	USD		Line-by-line	Azure Ranch II Wind Holdings LLC	100.00%	100.00%
Azure Sky Wind Storage LLC	Andover	US	-	USD		Line-by-line	Enel Kansas LLC	100.00%	100.00%
Azure Ranch II Wind Holdings LLC	Andover	US	1.00	USD		Line-by-line	Enel Green Power Azure Ranch II Wind Holdings LLC	100.00%	100.00%
Baikal Enterprise SLU	Palma de Mallorca	ES	3,006.00	EUR		Line-by-line	Enel Green Power España SLU	100.00%	70.12%
Baleares Energy SLU	Palma de Mallorca	ES	4,509.00	EUR		Line-by-line	Enel Green Power España SLU	100.00%	70.12%
Barnwell County Solar Project LLC	Andover	US	-	USD		Line-by-line	Tradewind Energy Inc.	100.00%	100.00%
Baylio Solar SLU	Madrid	ES	3,000.00	EUR		Line-by-line	Enel Green Power España SLU	100.00%	70.12%
Beaver Falls Water Power Company	Wilmington	US	-	USD		Line-by-line	Beaver Valley Holdings LLC	67.50%	67.50%
Beaver Valley Holdings LLC	Wilmington	US	-	USD		Line-by-line	Enel Green Power North America Inc.	100.00%	100.00%
Beijing Tecnatom Nuclear Power Safety Technology Services Company Limited	Beijing	CN	280,000.00	EUR		Equity	Tecnatom SA	100.00%	31.56%
Bejaad Solar Plant	Casablanca	MA	10,000.00	MAD		Line-by-line	Enel Green Power Morocco SARL Mrs Riveros Perez Paula Cristina	99.00% 1.00%	99.00%
Belltail Solar Project LLC	Andover	US	1.00	USD		Line-by-line	Enel Kansas LLC	100.00%	100.00%
Belomechetskaya WPS	Moscow	RU	3,010,000.00	RUB		Line-by-line	Enel Green Power Rus Limited Liability Company	100.00%	100.00%
Bijou Hills Wind LLC	Andover	US	1.00	USD		Line-by-line	Tradewind Energy Inc.	100.00%	100.00%
Bioenergy Casei Gerola Srl	Rome	IT	100,000.00	EUR		Line-by-line	Enel Green Power Italia Srl	100.00%	100.00%
Bison Meadows Storage Project LLC	Andover	US	1.00	USD		Line-by-line	Enel Kansas LLC	100.00%	100.00%
Bison Meadows Wind Project LLC	Andover	US	-	USD		Line-by-line	Enel Kansas LLC	100.00%	100.00%
Blair Solar I LLC	Andover	US	1.00	USD		Line-by-line	Brick Road Solar Holdings LLC	100.00%	100.00%
Blue Jay Solar I LLC	Andover	US	1.00	USD		Line-by-line	Azure Blue Jay Solar Holdings LLC	100.00%	100.00%
Blue Jay Solar II LLC	Andover	US	1.00	USD		Line-by-line	Enel Kansas LLC	100.00%	100.00%
























Company name	Head quarters	Country	Share capital	Currency	Segment	Consolidation method	Held by	% holding	Group % holding
Blue Star Wind Project LLC	Andover	US	1.00	USD		Line-by-line	Tradewind Energy Inc.	100.00%	100.00%
BluRe MA	San José	LU	7,092,970.00	EUR		-	Slovenské elektrárne AS	5.00%	1.65%
Bogotá ZE SAS	Bogotá	CO	186,361,690.00	COP		AFS	Colombia ZE SAS	100.00%	47.18%
Bold Elk Wind Limited Partnership	Calgary	CA	100.00	CAD		Line-by-line	Enel Alberta Wind Inc.	0.10%	100.00%
							Enel Green Power Canada Inc.	99.90%	
Bondia Energia Ltda	Niterói	BR	2,950,888.00	BRL		Line-by-line	Enel Brasil SA	100.00%	82.27%
							Enel Green Power Desenvolvimento Ltda	0.00%	
Boone Stephens Solar I LLC	Andover	US	1.00	USD		Line-by-line	Brick Road Solar Holdings LLC	100.00%	100.00%
Bosa del Ebro SL	Zaragoza	ES	3,010.00	EUR		Line-by-line	Enel Green Power España SLU	51.00%	35.76%
Bottom Grass Solar Project LLC	Andover	US	-	USD		Line-by-line	Enel Kansas LLC	100.00%	100.00%
Boujdour Wind Farm	Casablanca	MA	300,000.00	MAD		Equity	Nareva Enel Green Power Morocco SA	90.00%	45.00%
Bouldercombe Solar Farm Trust	Sydney	AU	10.00	AUD		Line-by-line	Enel Green Power Bouldercombe Trust	100.00%	100.00%
Bouldercombe Solar (Pty) Ltd	Sydney	AU	100.00	AUD		Line-by-line	Enel Green Power Bouldercombe Holding (Pty) Ltd	100.00%	100.00%
Box Canyon Energy Storage Project LLC	Andover	US	1.00	USD		Line-by-line	Enel Kansas LLC	100.00%	100.00%
BP Hydro Finance Partnership	Salt Lake City	US	-	USD		Line-by-line	Enel Green Power North America Inc.	24.08%	100.00%
							Enel Kansas LLC	75.92%	
Brandonville Solar I LLC	Andover	US	1.00	USD		Line-by-line	Brick Road Solar Holdings LLC	100.00%	100.00%
Bravo Dome Wind Project LLC	Andover	US	1.00	USD		Line-by-line	Tradewind Energy Inc.	100.00%	100.00%
Brazartortas 220 Renovables SL	Madrid	ES	3,000.00	EUR		Equity	Baylio Solar SLU	16.98%	23.81%
							Furatena Solar 1 SLU	16.98%	
Brazoria West Solar Project LLC	Andover	US	-	USD		Line-by-line	Tradewind Energy Inc.	100.00%	100.00%
Brazos Flat Solar Project LLC	Andover	US	-	USD		Line-by-line	Enel Kansas LLC	100.00%	100.00%
Brick Road Solar Holdings LLC	Andover	US	1.00	USD		Line-by-line	Tradewind Energy Inc.	100.00%	100.00%
Bronco Hills Solar Project LLC	Andover	US	1.00	USD		Line-by-line	Enel Kansas LLC	100.00%	100.00%
Brush County Solar Project LLC	Andover	US	-	USD		Line-by-line	Tradewind Energy Inc.	100.00%	100.00%
Buck Canyon Wind Project LLC	Andover	US	1.00	USD		Line-by-line	Enel Kansas LLC	100.00%	100.00%
Buckshutem Solar I LLC	Andover	US	1.00	USD		Line-by-line	Brick Road Solar Holdings LLC	100.00%	100.00%

























Company name	Head quarters	Country	Share capital	Currency	Segment	Consolidation method	Held by	% holding	Group % holding
Buckshutem Solar II LLC	Andover	US	1.00	USD		Line-by-line	Brick Road Solar Holdings LLC	100.00%	100.00%
Buffalo Dunes Solar Project LLC	Andover	US	1.00	USD		Line-by-line	Enel Kansas LLC	100.00%	100.00%
Buffalo Dunes Wind Project LLC	Topeka	US	-	USD		Line-by-line	EGPNA Development Holdings LLC	75.00%	75.00%
Buffalo Jump LP	Alberta	CA	10.00	CAD		Line-by-line	Enel Alberta Wind Inc. Enel Green Power Canada Inc.	0.10% 99.90%	100.00%
Buffalo Spirit Wind Project LLC	Andover	US	1.00	USD		Line-by-line	Tradewind Energy Inc.	100.00%	100.00%
Bungala One Finco (Pty) Ltd	Sydney	AU	1,000.00	AUD		AFS	Bungala One Property Trust	100.00%	51.00%
Bungala One Operation Holding Trust	Sydney	AU	100.00	AUD		AFS	Enel Green Power Bungala (Pty) Ltd	50.00%	50.00%
Bungala One Operations Holding (Pty) Ltd	Sydney	AU	100.00	AUD		AFS	Enel Green Power Bungala (Pty) Ltd	51.00%	51.00%
Bungala One Operations (Pty) Ltd	Sydney	AU	1,000.00	AUD		AFS	Bungala One Operations Holding (Pty) Ltd	100.00%	51.00%
Bungala One Operations Trust	Sydney	AU	-	AUD		AFS	Bungala One Operations Holding (Pty) Ltd	100.00%	51.00%
Bungala One Property Holding (Pty) Ltd	Sydney	AU	100.00	AUD		AFS	Enel Green Power Bungala (Pty) Ltd	51.00%	51.00%
Bungala One Property Holding Trust	Sydney	AU	100.00	AUD		AFS	Enel Green Power Bungala (Pty) Ltd	50.00%	50.00%
Bungala One Property (Pty) Ltd	Sydney	AU	1,000.00	AUD		AFS	Bungala One Property Holding (Pty) Ltd	100.00%	51.00%
Bungala One Property Trust	Sydney	AU	-	AUD		AFS	Bungala One Property Holding (Pty) Ltd	100.00%	51.00%
Bungala Two Finco (Pty) Ltd	Sydney	AU	-	AUD		AFS	Bungala Two Property Trust	100.00%	51.00%
Bungala Two Operations Holding (Pty) Ltd	Sydney	AU	-	AUD		AFS	Enel Green Power Bungala (Pty) Ltd	51.00%	51.00%
Bungala Two Operations Holding Trust	Sydney	AU	-	AUD		AFS	Enel Green Power Bungala (Pty) Ltd	50.00%	50.00%
Bungala Two Operations (Pty) Ltd	Sydney	AU	-	AUD		AFS	Bungala Two Operations Holding (Pty) Ltd	100.00%	51.00%
Bungala Two Operations Trust	Sydney	AU	-	AUD		AFS	Bungala Two Operations Holding (Pty) Ltd	100.00%	51.00%
Bungala Two Property Holding (Pty) Ltd	Sydney	AU	-	AUD		AFS	Enel Green Power Bungala (Pty) Ltd	51.00%	51.00%
Bungala Two Property Holding Trust	Sydney	AU	-	AUD		AFS	Enel Green Power Bungala (Pty) Ltd	50.00%	50.00%
Bungala Two Property (Pty) Ltd	Sydney	AU	-	AUD		AFS	Bungala Two Property Holding (Pty) Ltd	100.00%	51.00%
Bungala Two Property Trust	Sydney	AU	1.00	AUD		AFS	Bungala Two Property Holding (Pty) Ltd	100.00%	51.00%





















Company name	Head quarters	Country	Share capital	Currency	Segment	Consolidation method	Held by	% holding	Group % holding
Burgundy Spruce Solar LP	Calgary	CA	100.00	CAD		Line-by-line	Enel Alberta Solar Inc. Enel Green Power Canada Inc.	0.10% 99.90%	100.00%
Business Venture Investments 1468 (Pty) Ltd	Johannesburg	ZA	100.00	ZAR		Line-by-line	Enel Green Power South Africa (Pty) Ltd	100.00%	100.00%
Butterfly Meadows Solar Project LLC	Andover	US	-	USD		Line-by-line	Enel Kansas LLC	100.00%	100.00%
C&C Castelvetera Srl	Rome	IT	100,000.00	EUR		Line-by-line	Enel Green Power Italia Srl	100.00%	100.00%
C&C Uno Energy Srl	Rome	IT	118,000.00	EUR		Line-by-line	Enel Green Power Italia Srl	100.00%	100.00%
Cactus Mesa Solar Project LLC	Andover	US	1.00	USD		Line-by-line	Enel Kansas LLC	100.00%	100.00%
Campos Promotores Renovables SL	Elche	ES	3,000.00	EUR		Equity	Enel Green Power España SLU	25.30%	17.74%
Canastota Wind Power LLC	Andover	US	-	USD		Line-by-line	Fenner Wind Holdings LLC	100.00%	100.00%
Caney River Wind Project LLC	Overland Park	US	-	USD		Equity	Rocky Caney Wind LLC	100.00%	10.00%
Canyon Top Energy Storage Project LLC	Andover	US	1.00	USD		Line-by-line	Enel Kansas LLC	100.00%	100.00%
Castle Rock Ridge Limited Partnership	Alberta	CA	-	CAD		Line-by-line	Enel Alberta Wind Inc. Enel Green Power Canada Inc.	0.10% 99.90%	100.00%
Catalana d'Iniciatives SCR SA	Barcelona	ES	30,862,800.00	EUR		-	Endesa Red SAU	0.94%	0.66%
Cattle Drive Wind Project LLC	Andover	US	1.00	USD		Line-by-line	Enel Kansas LLC	100.00%	100.00%
CCPRO Bucharest SA	Bucharest	RO	79,800,000.00	RON		-	Enel Romania SA	9.52%	9.52%
Cdec - Sic Ltda	Santiago de Chile	CL	709,783,206.00	CLP		-	Enel Green Power Chile SA	6.00%	3.90%
Cedar Run Wind Project LLC	Andover	US	1.00	USD		Line-by-line	Tradewind Energy Inc.	100.00%	100.00%
Central Dock Sud SA	Buenos Aires	AR	1,231,270,567.54	ARS		AFS	Enel Argentina SA Inversora Dock Sud SA	0.24% 71.78%	33.94%
Central Geradora Fotovoltaica Bom Nome Ltda	Salvador	BR	4,979,739.00	BRL		Line-by-line	Enel Brasil SA Enel Green Power Desenvolvimento Ltda	100.00% 0.00%	82.27%
Central Geradora Fotovoltaica São Francisco Ltda	Niterói	BR	268,128,917.00	BRL		Line-by-line	Enel Brasil SA Enel X Brasil SA	0.00% 100.00%	82.27%
Central Hidráulica Gúejar-Sierra SL	Seville	ES	364,213.34	EUR		Equity	Enel Green Power España SLU	33.30%	23.35%
Central Térmica de Anllares AIE	Madrid	ES	595,000.00	EUR		Equity	Endesa Generación SAU	33.33%	23.37%

Company name	Head quarters	Country	Share capital	Currency	Segment	Consolidation method	Held by	% holding	Group % holding
Central Vuelta de Obligado SA	Buenos Aires	AR	500.000.00	ARS		Equity	Central Dock Sud SA	6.40%	20.93%
							Enel Generación Costanera SA	1.30%	
							Enel Generación El Chocón SA	33.20%	
Centrales Nucleares Almaraz-Trillo AIE	Madrid	ES	-	EUR		Equity	Endesa Generación SAU	24.18%	16.95%
Centrum Pre Vedu A Vyskum SRO	Kalná Nad Hronom	SK	6,639.00	EUR		Equity	Slovenské elektrárne AS	100.00%	33.00%
CES 1 Private Company	Athens	GR	500.00	EUR		Discontinued operations	Enel Green Power Hellas SA	0.20%	0.20%
CES 2 Private Company	Athens	GR	501.00	EUR		Discontinued operations	Enel Green Power Hellas SA	0.20%	0.20%
CES 3 Private Company	Athens	GR	501.00	EUR		Discontinued operations	Enel Green Power Hellas SA	0.20%	0.20%
CES 4 Private Company	Athens	GR	501.00	EUR		Discontinued operations	Enel Green Power Hellas SA	0.20%	0.20%
CES 5 Private Company	Athens	GR	501.00	EUR		Discontinued operations	Enel Green Power Hellas SA	0.20%	0.20%
CES 6 Private Company	Athens	GR	501.00	EUR		Discontinued operations	Enel Green Power Hellas SA	0.20%	0.20%
CES 7 Private Company	Athens	GR	501.00	EUR		Discontinued operations	Enel Green Power Hellas SA	0.20%	0.20%
CES 8 Private Company	Athens	GR	501.00	EUR		Discontinued operations	Enel Green Power Hellas SA	0.20%	0.20%
CESI - Centro Elettrotecnico Sperimentale Italiano Giacinto Motta SpA	Milan	IT	8,550,000.00	EUR		Equity	Enel SpA	42.70%	42.70%
Champagne Storage LLC	Wilmington	US	1.00	USD		Line-by-line	Enel Energy Storage Holdings LLC (formerly EGP Energy Storage Holdings LLC)	100.00%	100.00%
Checkerboard Plains Solar Project Limited Partnership	Calgary	CA	-	CAD		Line-by-line	Enel Alberta Solar Inc.	0.10%	100.00%
							Enel Green Power Canada Inc.	99.90%	
Cheyenne Ridge II Wind Project LLC	Andover	US	1.00	USD		Line-by-line	Enel Kansas LLC	100.00%	100.00%
Cheyenne Ridge Wind Project LLC	Andover	US	1.00	USD		Line-by-line	Tradewind Energy Inc.	100.00%	100.00%
Chi Black River LLC	Wilmington	US	-	USD		Line-by-line	Enel Green Power North America Inc.	100.00%	100.00%
Chi Minnesota Wind LLC	Wilmington	US	-	USD		Line-by-line	Enel Green Power North America Inc.	100.00%	100.00%
Chi Operations Inc.	Andover	US	100.00	USD		Line-by-line	Enel Green Power North America Inc.	100.00%	100.00%
Chi Power Inc.	Naples	US	100.00	USD		Line-by-line	Enel Green Power North America Inc.	100.00%	100.00%
Chi Power Marketing Inc.	Wilmington	US	100.00	USD		Line-by-line	Enel Green Power North America Inc.	100.00%	100.00%
Chi West LLC	San Francisco	US	100.00	USD		Line-by-line	Enel Green Power North America Inc.	100.00%	100.00%


















































Company name	Head quarters	Country	Share capital	Currency	Segment	Consolidation method	Held by	% holding	Group % holding
Chinango SAC	San Miguel	PE	295,249,298.00	PEN		Line-by-line	Enel Generación Perú SAA	80.00%	55.02%
Chisago Solar LLC	Wilmington	US	-	USD		Line-by-line	Aurora Distributed Solar LLC	100.00%	74.13%
Chisholm View II Holding LLC	Wilmington	US	-	USD		Line-by-line	Enel Kansas LLC	100.00%	100.00%
Chisholm View Wind Project II LLC	Wilmington	US	-	USD		Line-by-line	Chisholm View II Holding LLC	62.79%	62.79%
Chisholm View Wind Project LLC	New York	US	-	USD		Equity	EGPNA REP Wind Holdings LLC	100.00%	10.00%
Cimarron Bend Assets LLC	Wilmington	US	-	USD		Line-by-line	Cimarron Bend Wind Project I LLC	49.00%	100.00%
							Cimarron Bend Wind Project II LLC	49.00%	
							Cimarron Bend Wind Project III LLC	1.00%	
							Enel Kansas LLC	1.00%	
Cimarron Bend III HoldCo LLC	Andover	US	1.00	USD		Line-by-line	Enel Green Power Cimarron Bend Wind Holdings III LLC	100.00%	100.00%
Cimarron Bend Solar Project LLC	Andover	US	1.00	USD		Line-by-line	Enel Kansas LLC	100.00%	100.00%
Cimarron Bend Wind Holdings I LLC	Wilmington	US	-	USD		Line-by-line	Cimarron Bend Wind Holdings II LLC	100.00%	100.00%
Cimarron Bend Wind Holdings II LLC	Dover	US	100.00	USD		Line-by-line	Cimarron Bend Wind Holdings LLC	100.00%	100.00%
Cimarron Bend Wind Holdings III LLC	Andover	US	-	USD		Line-by-line	Enel Kansas LLC	100.00%	100.00%
Cimarron Bend Wind Holdings LLC	Wilmington	US	-	USD		Line-by-line	Enel Green Power North America Inc.	100.00%	100.00%
Cimarron Bend Wind Project I LLC	Wilmington	US	-	USD		Line-by-line	Cimarron Bend Wind Holdings I LLC	100.00%	100.00%
Cimarron Bend Wind Project II LLC	Wilmington	US	-	USD		Line-by-line	Cimarron Bend Wind Holdings I LLC	100.00%	100.00%
Cimarron Bend Wind Project III LLC	Wilmington	US	-	USD		Line-by-line	Cimarron Bend Wind Holdings III LLC	100.00%	100.00%
Cinch Top Solar Project LLC	Andover	US	1.00	USD		Line-by-line	Enel Kansas LLC	100.00%	100.00%
Cipher Solar Project LLC	Andover	US	1.00	USD		Line-by-line	Enel Kansas LLC	100.00%	100.00%
CityPoste Payment Digital Srl	Teramo	IT	10,000.00	EUR		Equity	CityPoste Payment SpA	100.00%	50.00%
CityPoste Payment SpA	Teramo	IT	-	EUR		Equity	Mooney Group SpA	100.00%	50.00%
Clear Sky Wind Project LLC	Andover	US	1.00	USD		Line-by-line	Tradewind Energy Inc.	100.00%	100.00%
Clinton Farms Battery Project LLC	Andover	US	1.00	USD		Line-by-line	Enel Kansas LLC	100.00%	100.00%
Clinton Farms Wind Project LLC	Andover	US	1.00	USD		Line-by-line	Tradewind Energy Inc.	100.00%	100.00%
Cloudwalker Wind Project LLC	Andover	US	1.00	USD		Line-by-line	Enel Kansas LLC	100.00%	100.00%




Company name	Head quarters	Country	Share capital	Currency	Segment	Consolidation method	Held by	% holding	Group % holding
Cogein Sannio Srl	Rome	IT	10,000.00	EUR		Line-by-line	Enel Green Power Italia Srl	100.00%	100.00%
Cogeneración El Salto SL in liquidation	Zaragoza	ES	36,060.73	EUR		Equity	Enel Green Power España SLU	20.00%	14.02%
Cogenio Iberia SL	Madrid	ES	2,874,621.80	EUR		Equity	Endesa X Servicios SLU	20.00%	14.02%
Cogenio Srl	Rome	IT	2,310,000.00	EUR		Equity	Enel X Italia Srl	20.00%	20.00%
Cohuna Solar Farm (Pty) Ltd	Sydney	AU	100.00	AUD		AFS	Enel Green Power Cohuna Holdings (Pty) Ltd	100.00%	100.00%
Cohuna Solar Farm Trust	Sydney	AU	1.00	AUD		AFS	Enel Green Power Cohuna Trust	100.00%	100.00%
Colombia ZE SAS	Bogotá	CO	5,503,986,000.00	COP		AFS	Enel Colombia SA ESP	100.00%	47.18%
Comanche Crest Ranch LLC	Andover	US	1.00	USD		Line-by-line	Tradewind Energy Inc.	100.00%	100.00%
Comercializadora Eléctrica de Cádiz SA	Cádiz	ES	600,000.00	EUR		Equity	Endesa Red SAU	33.50%	23.49%
Compagnia Porto di Civitavecchia SpA in liquidation	Rome	IT	14,730,800.00	EUR		Equity	Enel Produzione SpA	25.00%	25.00%
Companhia Energética do Ceará - Coelce	Fortaleza	BR	1,085,346,885.76	BRL		Line-by-line	Enel Brasil SA	74.05%	60.92%
Compañía de Trasmisión del Mercosur SA - CTM	Buenos Aires	AR	2,025,191,313.00	ARS		Line-by-line	Enel Brasil SA	74.15%	82.27%
							Enel CIEN SA	25.85%	
							Enel SpA	0.00%	
Compañía Energética Veracruz SAC	San Miguel	PE	2,886,000.00	PEN		Line-by-line	Enel Perú SAC	100.00%	82.27%
Compañía Eólica Tierras Altas SA	Soria	ES	13,222,000.00	EUR		Equity	Compañía Eólica Tierras Altas SA	5.00%	26.29%
							Enel Green Power España SLU	35.63%	
Compass Rose Solar Project LLC	Andover	US	1.00	USD		Line-by-line	Enel Kansas LLC	100.00%	100.00%
Concert Srl	Rome	IT	10,000.00	EUR		Line-by-line	Enel Green Power SpA	100.00%	100.00%
Concho Solar I LLC	Andover	US	1.00	USD		Line-by-line	Tradewind Energy Inc.	100.00%	100.00%
Concord Vine Solar Project LLC	Andover	US	1.00	USD		Line-by-line	Enel Kansas LLC	100.00%	100.00%
Consolidated Hydro Southeast LLC	Wilmington	US	-	USD		Line-by-line	Enel Green Power North America Inc.	100.00%	100.00%
Consolidated Pumped Storage Inc.	Wilmington	US	550,000.00	USD		Line-by-line	Enel Green Power North America Inc.	81.83%	81.83%
Conza Green Energy Srl	Rome	IT	73,000.00	EUR		Line-by-line	Enel Green Power Italia Srl	100.00%	100.00%
Copper Landing Solar Project LLC	Andover	US	-	USD		Line-by-line	Enel Kansas LLC	100.00%	100.00%
Corporación Empresarial de Extremadura SA	Badajoz	ES	44,538,000.00	EUR		-	Endesa SA	1.01%	0.71%
Corporación Eólica de Zaragoza SL	La Puebla de Alfinden	ES	271,652.00	EUR		Equity	Enel Green Power España SLU	25.00%	17.53%

















Company name	Head quarters	Country	Share capital	Currency	Segment	Consolidation method	Held by	% holding	Group % holding
Country Roads Solar Project LLC	Andover	US	1.00	USD		Line-by-line	Enel Kansas LLC	100.00%	100.00%
Cow Creek Wind Project LLC	Andover	US	1.00	USD		Line-by-line	Tradewind Energy Inc.	100.00%	100.00%
Crédito Fácil Codensa SA Compañía de Financiamiento	Bogotá	CO	32,000,000,000.00	COP		Equity	Colombia ZE SAS Enel Colombia SA ESP Enel X Colombia SAS ESP	0.00% 48.99% 0.00%	23.12%
Crockett Solar I LLC	Andover	US	1.00	USD		Line-by-line	Tradewind Energy Inc.	100.00%	100.00%
Cross Trails Energy Storage Project LLC	Andover	US	-	USD		Line-by-line	Enel Kansas LLC	100.00%	100.00%
Cross Trails GESS LLC	Andover	US	1.00	USD		Line-by-line	Enel Kansas LLC	100.00%	100.00%
Dairy Meadows Wind Project LLC	Andover	US	1.00	USD		Line-by-line	Enel Kansas LLC	100.00%	100.00%
Daisy Patch Solar Project LLC	Andover	US	-	USD		Line-by-line	Enel Kansas LLC	100.00%	100.00%
Danax Energy (Pty) Ltd	Sandton	ZA	100.00	ZAR		Line-by-line	Enel Green Power South Africa (Pty) Ltd	100.00%	100.00%
Dappled Colt Storage Project Limited Partnership	Calgary	CA	-	CAD		Line-by-line	Enel Alberta Storage Inc. Enel Green Power Canada Inc.	0.10% 99.90%	100.00%
Dara Solar Investment Srl	Bucharest	RO	14,392,400.00	RON		Discontinued operations	Enel Green Power Romania Srl	100.00%	100.00%
Dauphin Solar I LLC	Andover	US	1.00	USD		Line-by-line	Brick Road Solar Holdings LLC	100.00%	100.00%
De Rock Int'l Srl	Bucharest	RO	5,629,000.00	RON		Discontinued operations	Enel Green Power Romania Srl Enel Green Power SpA	100.00% 0.00%	100.00%
Decimalfigure - Unipessoal Ltda	Pego	PT	2,000.00	EUR		Equity	Tejo Energia - Produção e Distribuição de Energia Eléctrica SA	100.00%	30.68%
Dehesa de los Guadalupe Solar SLU	Seville	ES	3,000.00	EUR		Line-by-line	Enel Green Power España SLU	100.00%	70.12%
Dehesa PV Farm 03 SLU	Madrid	ES	3,000.00	EUR		Line-by-line	Enel Green Power España SLU	100.00%	70.12%
Dehesa PV Farm 04 SLU	Madrid	ES	3,000.00	EUR		Line-by-line	Enel Green Power España SLU	100.00%	70.12%
Derivex SA	Bogotá	CO	715,292,000.00	COP		-	Enel Colombia SA ESP	5.00%	2.36%
Desarrollo de Fuerzas Renovables S de RL de Cv	Mexico City	MX	33,101,350.00	MXN		Line-by-line	Enel Green Power México S de RL de Cv Kino Facilities Manager SA de Cv	99.99% 0.01%	100.00%
Desert Willow Solar Project LLC	Andover	US	1.00	USD		Line-by-line	Enel Kansas LLC	100.00%	100.00%

Company name	Head quarters	Country	Share capital	Currency	Segment	Consolidation method	Held by	% holding	Group % holding
DI.T.N.E. – Distretto Tecnologico Nazionale sull'Energia – Società Consortile a Responsabilità Limitata	Rome	IT	444,206.61	EUR		-	Enel Produzione SpA	1.73%	1.73%
Diamond Vista Holdings LLC	Wilmington	US	1.00	USD		Line-by-line	Enel Kansas LLC	100.00%	100.00%
Diamond Vista Solar Project LLC	Andover	US	1.00	USD		Line-by-line	Enel Kansas LLC	100.00%	100.00%
Dispatch Renewable Energy Societe Anonyme	Heraklion, Crete	GR	440,000.00	EUR		Discontinued operations	Enel Green Power Hellas SA	0.00%	0.00%
Distribuidora de Energía Eléctrica del Bages SA	Barcelona	ES	108,240.00	EUR		Line-by-line	Endesa Red SAU	55.00%	70.12%
							Hidroeléctrica de Catalunya SLU	45.00%	
Distribuidora Eléctrica del Puerto de la Cruz SAU	Santa Cruz de Tenerife	ES	12,621,210.00	EUR		Line-by-line	Endesa Red SAU	100.00%	70.12%
Distrilec Inversora SA	Buenos Aires	AR	497,612,021.00	ARS		Line-by-line	Enel Américas SA	51.50%	42.37%
Dodge Center Distributed Solar LLC	Wilmington	US	-	USD		Line-by-line	Aurora Distributed Solar LLC	100.00%	74.13%
Dolores Wind SA de Cv	Mexico City	MX	200.00	MXN		Line-by-line	Enel Green Power México S de RL de Cv	0.50%	100.00%
							Enel Rinnovabile SA de Cv	99.50%	
Dominica Energía Limpia SA de Cv	Mexico City	MX	2,070,600,646.00	MXN		Equity	Tenedora de Energía Renovable Sol y Viento SAPI de Cv	60.80%	20.00%
Dorset Ridge Wind Project LLC	Andover	US	1.00	USD		Line-by-line	Tradewind Energy Inc.	100.00%	100.00%
Dover Solar I LLC	Andover	US	-	USD		Line-by-line	Tradewind Energy Inc.	100.00%	100.00%
Dragonfly Fields Solar Project LLC	Andover	US	-	USD		Line-by-line	Tradewind Energy Inc.	100.00%	100.00%
Drift Sand Wind Holdings LLC	Wilmington	US	-	USD		Equity	Enel Kansas LLC	50.00%	50.00%
Drift Sand Wind Project LLC	Wilmington	US	-	USD		Equity	Drift Sand Wind Holdings LLC	100.00%	50.00%
Dwarka Vayu 1 Private Limited	Gurgaon	IN	100,000.00	INR		Line-by-line	Enel Green Power India Private Limited	100.00%	100.00%
E.SCO. Comuni Srl	Bergamo	IT	1,000,000.00	EUR		Line-by-line	Enel X Italia Srl	60.00%	60.00%
Earthly Reflections Solar Project LLC	Andover	US	1.00	USD		Line-by-line	Enel Kansas LLC	100.00%	100.00%
Eastwood Solar LLC	Wilmington	US	-	USD		Line-by-line	Aurora Distributed Solar LLC	100.00%	74.13%
Ebenezer Solar I LLC	Andover	US	1.00	USD		Line-by-line	Brick Road Solar Holdings LLC	100.00%	100.00%
Ecosolar2 Private Company	Grevena	GR	1,000.00	EUR		Discontinued operations	Enel Green Power Hellas SA	0.10%	0.10%
Edgartown Depot Solar 1 LLC	Boston	US	-	USD		Line-by-line	Enel X MA Holdings LLC	100.00%	100.00%
Edistribución Redes Digitales SLU	Madrid	ES	1,204,540,060.00	EUR		Line-by-line	Endesa Red SAU	100.00%	70.12%

Company name	Head quarters	Country	Share capital	Currency	Segment	Consolidation method	Held by	% holding	Group % holding
E-Distribuție Banat SA	Timisoara	RO	382,158,580.00	RON		Discontinued operations	Enel SpA	51.00%	51.00%
E-Distribuție Dobrogea SA	Constanța	RO	280,285,560.00	RON		Discontinued operations	Enel SpA	51.00%	51.00%
E-Distribuție Muntenia SA	Bucharest	RO	271,635,250.00	RON		Discontinued operations	Enel SpA	78.00%	78.00%
e-distribuzione SpA	Rome	IT	2,600,000,000.00	EUR		Line-by-line	Enel Italia SpA	100.00%	100.00%
EF Divesture LLC	Andover	US	1.00	USD		Line-by-line	Tradewind Energy Inc.	100.00%	100.00%
Efficientya Srl	Bergamo	IT	100,000.00	EUR		Equity	Enel X Italia Srl	50.00%	50.00%
EGP Australia (Pty) Ltd	Sydney	AU	10,000.00	AUD		AFS	Enel Green Power Australia (Pty) Ltd	100.00%	100.00%
EGP Bioenergy Srl	Rome	IT	1,000,000.00	EUR		Line-by-line	Enel Green Power Puglia Srl	100.00%	100.00%
EGP fotovoltaica La Loma SAS in liquidation	Bogotá	CO	8,000,000.00	COP		Line-by-line	Enel Colombia SA ESP	100.00%	47.18%
EGP Geronimo Holding Company Inc.	Wilmington	US	1,000.00	USD		Line-by-line	Enel Green Power North America Inc.	100.00%	100.00%
EGP HoldCo 1 LLC	Andover	US	-	USD		Line-by-line	Enel Kansas LLC	100.00%	100.00%
EGP HoldCo 10 LLC	Andover	US	-	USD		Line-by-line	Enel Kansas LLC	100.00%	100.00%
EGP HoldCo 11 LLC	Andover	US	-	USD		Line-by-line	Enel Kansas LLC	100.00%	100.00%
EGP HoldCo 12 LLC	Andover	US	-	USD		Line-by-line	Enel Kansas LLC	100.00%	100.00%
EGP HoldCo 13 LLC	Andover	US	-	USD		Line-by-line	Enel Kansas LLC	100.00%	100.00%
EGP HoldCo 14 LLC	Andover	US	-	USD		Line-by-line	Enel Kansas LLC	100.00%	100.00%
EGP HoldCo 15 LLC	Andover	US	-	USD		Line-by-line	Enel Kansas LLC	100.00%	100.00%
EGP HoldCo 16 LLC	Andover	US	-	USD		Line-by-line	Enel Kansas LLC	100.00%	100.00%
EGP HoldCo 17 LLC	Andover	US	-	USD		Line-by-line	Enel Kansas LLC	100.00%	100.00%
EGP HoldCo 18 LLC	Andover	US	-	USD		Line-by-line	Enel Kansas LLC	100.00%	100.00%
EGP HoldCo 2 LLC	Andover	US	-	USD		Line-by-line	Enel Kansas LLC	100.00%	100.00%
EGP HoldCo 3 LLC	Andover	US	-	USD		Line-by-line	Enel Kansas LLC	100.00%	100.00%
EGP HoldCo 4 LLC	Andover	US	-	USD		Line-by-line	Enel Kansas LLC	100.00%	100.00%
EGP HoldCo 5 LLC	Andover	US	-	USD		Line-by-line	Enel Kansas LLC	100.00%	100.00%
EGP HoldCo 6 LLC	Andover	US	-	USD		Line-by-line	Enel Kansas LLC	100.00%	100.00%

Company name	Head quarters	Country	Share capital	Currency	Segment	Consolidation method	Held by	% holding	Group % holding
EGP HoldCo 7 LLC	Andover	US	-	USD		Line-by-line	Enel Kansas LLC	100.00%	100.00%
EGP HoldCo 8 LLC	Andover	US	-	USD		Line-by-line	Enel Kansas LLC	100.00%	100.00%
EGP HoldCo 9 LLC	Andover	US	-	USD		Line-by-line	Enel Kansas LLC	100.00%	100.00%
EGP Magdalena Solar SA de Cv	Mexico City	MX	691,771,740.00	MXN		Line-by-line	Enel Rinnovabile SA de Cv Hidroelectricidad del Pacifico S de RL de Cv	99.00% 1.00%	100.00%
EGP Matimba NewCo 1 Srl	Rome	IT	10,000.00	EUR		Equity	Enel Green Power SpA	50.00%	50.00%
EGP Matimba NewCo 2 Srl	Rome	IT	10,000.00	EUR		Line-by-line	Enel Green Power SpA	100.00%	100.00%
EGP Nevada Power LLC	Wilmington	US	-	USD		Line-by-line	Enel Green Power North America Inc.	100.00%	100.00%
EGP North America PPA LLC	Andover	US	1.00	USD		Line-by-line	Enel Green Power North America Inc.	100.00%	100.00%
EGP Salt Wells Solar LLC	Wilmington	US	-	USD		Line-by-line	Enel Green Power North America Inc.	100.00%	100.00%
EGP San Leandro Microgrid I LLC	Wilmington	US	-	USD		Line-by-line	Enel Green Power North America Inc.	100.00%	100.00%
EGP Solar Services LLC	Andover	US	-	USD		Line-by-line	Tradewind Energy Inc.	100.00%	100.00%
EGP Stillwater Solar LLC	Wilmington	US	-	USD		Line-by-line	Enel Stillwater LLC	100.00%	100.00%
EGP Stillwater Solar PV II LLC	Wilmington	US	1.00	USD		Line-by-line	Stillwater Woods Hill Holdings LLC	100.00%	100.00%
EGP Timber Hills Project LLC	Los Angeles	US	-	USD		Line-by-line	Padoma Wind Power LLC	100.00%	100.00%
EGPNA 2020 HoldCo 1 LLC	Andover	US	1.00	USD		Line-by-line	Enel Kansas LLC	100.00%	100.00%
EGPNA 2020 HoldCo 10 LLC	Andover	US	1.00	USD		Line-by-line	Enel Kansas LLC	100.00%	100.00%
EGPNA 2020 HoldCo 11 LLC	Andover	US	1.00	USD		Line-by-line	Enel Kansas LLC	100.00%	100.00%
EGPNA 2020 HoldCo 12 LLC	Andover	US	1.00	USD		Line-by-line	Enel Kansas LLC	100.00%	100.00%
EGPNA 2020 HoldCo 13 LLC	Andover	US	1.00	USD		Line-by-line	Enel Kansas LLC	100.00%	100.00%
EGPNA 2020 HoldCo 14 LLC	Andover	US	1.00	USD		Line-by-line	Enel Kansas LLC	100.00%	100.00%
EGPNA 2020 HoldCo 15 LLC	Andover	US	1.00	USD		Line-by-line	Enel Kansas LLC	100.00%	100.00%
EGPNA 2020 HoldCo 16 LLC	Andover	US	1.00	USD		Line-by-line	Enel Kansas LLC	100.00%	100.00%
EGPNA 2020 HoldCo 17 LLC	Andover	US	1.00	USD		Line-by-line	Enel Kansas LLC	100.00%	100.00%
EGPNA 2020 HoldCo 18 LLC	Andover	US	1.00	USD		Line-by-line	Enel Kansas LLC	100.00%	100.00%























Company name	Head quarters	Country	Share capital	Currency	Segment	Consolidation method	Held by	% holding	Group % holding
EGPNA 2020 HoldCo 19 LLC	Andover	US	1.00	USD		Line-by-line	Enel Kansas LLC	100.00%	100.00%
EGPNA 2020 HoldCo 2 LLC	Andover	US	1.00	USD		Line-by-line	Enel Kansas LLC	100.00%	100.00%
EGPNA 2020 HoldCo 20 LLC	Andover	US	1.00	USD		Line-by-line	Enel Kansas LLC	100.00%	100.00%
EGPNA 2020 HoldCo 21 LLC	Andover	US	1.00	USD		Line-by-line	Enel Kansas LLC	100.00%	100.00%
EGPNA 2020 HoldCo 22 LLC	Andover	US	1.00	USD		Line-by-line	Enel Kansas LLC	100.00%	100.00%
EGPNA 2020 HoldCo 23 LLC	Andover	US	1.00	USD		Line-by-line	Enel Kansas LLC	100.00%	100.00%
EGPNA 2020 HoldCo 24 LLC	Andover	US	1.00	USD		Line-by-line	Enel Kansas LLC	100.00%	100.00%
EGPNA 2020 HoldCo 25 LLC	Andover	US	1.00	USD		Line-by-line	Enel Kansas LLC	100.00%	100.00%
EGPNA 2020 HoldCo 26 LLC	Andover	US	1.00	USD		Line-by-line	Enel Kansas LLC	100.00%	100.00%
EGPNA 2020 HoldCo 27 LLC	Andover	US	1.00	USD		Line-by-line	Enel Kansas LLC	100.00%	100.00%
EGPNA 2020 HoldCo 28 LLC	Andover	US	1.00	USD		Line-by-line	Enel Kansas LLC	100.00%	100.00%
EGPNA 2020 HoldCo 29 LLC	Andover	US	1.00	USD		Line-by-line	Enel Kansas LLC	100.00%	100.00%
EGPNA 2020 HoldCo 3 LLC	Andover	US	1.00	USD		Line-by-line	Enel Kansas LLC	100.00%	100.00%
EGPNA 2020 HoldCo 30 LLC	Andover	US	1.00	USD		Line-by-line	Enel Kansas LLC	100.00%	100.00%
EGPNA 2020 HoldCo 4 LLC	Andover	US	1.00	USD		Line-by-line	Enel Kansas LLC	100.00%	100.00%
EGPNA 2020 HoldCo 5 LLC	Andover	US	1.00	USD		Line-by-line	Enel Kansas LLC	100.00%	100.00%
EGPNA 2020 HoldCo 6 LLC	Andover	US	1.00	USD		Line-by-line	Enel Kansas LLC	100.00%	100.00%
EGPNA 2020 HoldCo 7 LLC	Andover	US	1.00	USD		Line-by-line	Enel Kansas LLC	100.00%	100.00%
EGPNA 2020 HoldCo 8 LLC	Andover	US	1.00	USD		Line-by-line	Enel Kansas LLC	100.00%	100.00%
EGPNA 2020 HoldCo 9 LLC	Andover	US	1.00	USD		Line-by-line	Enel Kansas LLC	100.00%	100.00%
EGPNA 2023 HoldCo 1 LLC	Andover	US	1.00	USD		Line-by-line	Enel Kansas LLC	100.00%	100.00%
EGPNA 2023 HoldCo 10 LLC	Andover	US	1.00	USD		Line-by-line	Enel Kansas LLC	100.00%	100.00%
EGPNA 2023 HoldCo 11 LLC	Andover	US	1.00	USD		Line-by-line	Enel Kansas LLC	100.00%	100.00%
EGPNA 2023 HoldCo 12 LLC	Andover	US	1.00	USD		Line-by-line	Enel Kansas LLC	100.00%	100.00%
EGPNA 2023 HoldCo 13 LLC	Andover	US	1.00	USD		Line-by-line	Enel Kansas LLC	100.00%	100.00%























Company name	Head quarters	Country	Share capital	Currency	Segment	Consolidation method	Held by	% holding	Group % holding
EGPNA 2023 HoldCo 14 LLC	Andover	US	1.00	USD		Line-by-line	Enel Kansas LLC	100.00%	100.00%
EGPNA 2023 HoldCo 15 LLC	Andover	US	1.00	USD		Line-by-line	Enel Kansas LLC	100.00%	100.00%
EGPNA 2023 HoldCo 16 LLC	Andover	US	1.00	USD		Line-by-line	Enel Kansas LLC	100.00%	100.00%
EGPNA 2023 HoldCo 17 LLC	Andover	US	1.00	USD		Line-by-line	Enel Kansas LLC	100.00%	100.00%
EGPNA 2023 HoldCo 18 LLC	Andover	US	1.00	USD		Line-by-line	Enel Kansas LLC	100.00%	100.00%
EGPNA 2023 HoldCo 19 LLC	Andover	US	1.00	USD		Line-by-line	Enel Kansas LLC	100.00%	100.00%
EGPNA 2023 HoldCo 2 LLC	Andover	US	1.00	USD		Line-by-line	Enel Kansas LLC	100.00%	100.00%
EGPNA 2023 HoldCo 20 LLC	Andover	US	1.00	USD		Line-by-line	Enel Kansas LLC	100.00%	100.00%
EGPNA 2023 HoldCo 3 LLC	Andover	US	1.00	USD		Line-by-line	Enel Kansas LLC	100.00%	100.00%
EGPNA 2023 HoldCo 4 LLC	Andover	US	1.00	USD		Line-by-line	Enel Kansas LLC	100.00%	100.00%
EGPNA 2023 HoldCo 5 LLC	Andover	US	1.00	USD		Line-by-line	Enel Kansas LLC	100.00%	100.00%
EGPNA 2023 HoldCo 6 LLC	Andover	US	1.00	USD		Line-by-line	Enel Kansas LLC	100.00%	100.00%
EGPNA 2023 HoldCo 7 LLC	Andover	US	1.00	USD		Line-by-line	Enel Kansas LLC	100.00%	100.00%
EGPNA 2023 HoldCo 8 LLC	Andover	US	1.00	USD		Line-by-line	Enel Kansas LLC	100.00%	100.00%
EGPNA 2023 HoldCo 9 LLC	Andover	US	1.00	USD		Line-by-line	Enel Kansas LLC	100.00%	100.00%
EGPNA Development Holdings LLC	Wilmington	US	-	USD		Line-by-line	Enel Green Power North America Development LLC	100.00%	100.00%
EGPNA Hydro Holdings LLC	Wilmington	US	-	USD		Line-by-line	Enel Green Power North America Inc.	100.00%	100.00%
EGPNA Preferred Wind Holdings II LLC	Wilmington	US	-	USD		Line-by-line	Enel Green Power North America Inc.	100.00%	100.00%
EGPNA Preferred Wind Holdings LLC	Wilmington	US	-	USD		Line-by-line	Enel Green Power North America Inc.	100.00%	100.00%
EGPNA Project HoldCo 1 LLC	Dover	US	100.00	USD		Line-by-line	Enel Kansas LLC	100.00%	100.00%
EGPNA Project HoldCo 2 LLC	Dover	US	100.00	USD		Line-by-line	Enel Green Power North America Inc.	100.00%	100.00%
EGPNA Project HoldCo 5 LLC	Dover	US	100.00	USD		Line-by-line	Enel Green Power North America Inc.	100.00%	100.00%
EGPNA Project HoldCo 6 LLC	Dover	US	100.00	USD		Line-by-line	Enel Green Power North America Inc.	100.00%	100.00%
EGPNA Project HoldCo 7 LLC	Dover	US	100.00	USD		Line-by-line	Enel Green Power North America Inc.	100.00%	100.00%
EGPNA Renewable Energy Partners LLC	Wilmington	US	-	USD		Equity	EGPNA REP Holdings LLC	10.00%	10.00%




























Company name	Head quarters	Country	Share capital	Currency	Segment	Consolidation method	Held by	% holding	Group % holding
EGPNA REP Holdings LLC	Wilmington	US	-	USD		Line-by-line	Enel Green Power North America Inc.	100.00%	100.00%
EGPNA REP Solar Holdings LLC	Wilmington	US	-	USD		Line-by-line	Enel Green Power North America Inc.	100.00%	100.00%
EGPNA REP Wind Holdings LLC	Wilmington	US	-	USD		Equity	EGPNA Renewable Energy Partners LLC	100.00%	10.00%
EGPNA Wind Holdings 1 LLC	Wilmington	US	-	USD		Equity	EGPNA REP Wind Holdings LLC	100.00%	10.00%
EGPNA-SP Seven Cowboy Holdings LLC	Andover	US	1.00	USD		Line-by-line	Enel Kansas LLC	100.00%	100.00%
Elcogas SA in liquidation	Puertollano (Ciudad Real)	ES	809,690.40	EUR		Equity	Endesa Generación SAU	40.99%	33.06%
							Enel SpA	4.32%	
Elcomex Solar Energy Srl	Bucharest	RO	4,590,000.00	RON		Discontinued operations	Enel Green Power Romania Srl	100.00%	100.00%
							Enel Green Power SpA	0.00%	
Elecgas SA	Pego	PT	50,000.00	EUR		Equity	Endesa Generación Portugal SA	50.00%	35.06%
Electra Capital (RF) (Pty) Ltd	Johannesburg	ZA	10,000,000.00	ZAR		Line-by-line	Enel Green Power South Africa (Pty) Ltd	60.00%	60.00%
Eléctrica de Jafre SA	Barcelona	ES	165,876.00	EUR		Line-by-line	Endesa Red SAU	52.54%	70.12%
							Hidroeléctrica de Catalunya SLU	47.46%	
Eléctrica de Lijar SL	Cadiz	ES	1,081,821.79	EUR		Equity	Endesa Red SAU	50.00%	35.06%
Eléctrica del Ebro SAU	Barcelona	ES	500,000.00	EUR		Line-by-line	Endesa Red SAU	100.00%	70.12%
Electricidad de Puerto Real SA	Cadiz	ES	4,960,246.40	EUR		Equity	Endesa Red SAU	50.00%	35.06%
Electrometalúrgica del Ebro SL	Barcelona	ES	2,906,862.00	EUR		-	Enel Green Power España SLU	0.18%	0.12%
Electrotest Instalaciones, Montajes y Mantenimientos SL	Puerto Real	ES	10,000.00	EUR		-	Epresa Energía SA	50.00%	1753%
Eletropaulo Metropolitana Eletricidade de São Paulo SA	São Paulo	BR	3,079,524,934.33	BRL		Line-by-line	Enel Brasil SA	100.00%	82.27%
Elini	Antwerp	BE	76,273,810.00	EUR		-	Slovenské elektrárne AS	4.00%	1.32%
Emerald Crescent Solar Limited Partnership	Calgary	CA	100.00	CAD		Line-by-line	Enel Alberta Solar Inc.	0.10%	100.00%
							Enel Green Power Canada Inc.	99.90%	
Emerging Networks El Salvador SA de Cv	San Salvador	SV	2,000.00	USD		-	Emerging Networks Guatemala SA	1.00%	19.50%
							Livister Latam SLU	99.00%	
Emerging Networks Guatemala SA	Guatemala City	GT	742,000.00	GTQ		-	Livister Latam SLU	99.99%	19.50%
							Ufinet Guatemala SA	0.01%	
Emerging Networks Latam Inc.	Wilmington	US	100.00	USD		-	IFX Networks Ltd	100.00%	19.50%
Emerging Networks Panama SA	Panama City	PA	300.00	USD		-	IFX/Eni - SPC Panama Inc.	100.00%	19.50%

Company name	Head quarters	Country	Share capital	Currency	Segment	Consolidation method	Held by	% holding	Group % holding
Emintegral Cycle SLU	Madrid	ES	3,000.00	EUR		Line-by-line	Enel Green Power España SLU	100.00%	70.12%
Empresa Carbonífera del Sur - ENCASUR SAU	Madrid	ES	18,030,000.00	EUR		Line-by-line	Endesa Generación SAU	100.00%	70.12%
Empresa de Alumbrado Eléctrico de Ceuta Distribución SAU	Ceuta	ES	9,335,000.00	EUR		Line-by-line	Empresa de Alumbrado Eléctrico de Ceuta SA	100.00%	6761%
Empresa de Alumbrado Eléctrico de Ceuta Energía SLU	Ceuta	ES	10,000.00	EUR		Line-by-line	Endesa Energía SAU	100.00%	70.12%
Empresa de Alumbrado Eléctrico de Ceuta SA	Ceuta	ES	16,562,250.00	EUR		Line-by-line	Endesa Red SAU	96.42%	6761%
Empresa de Generación Eléctrica Los Pinos SA	San Miguel	PE	7,928,044.00	PEN		Line-by-line	Enel Green Power Perú SAC	100.00%	82.27%
							Energética Monzón SAC	0.00%	
Empresa de Generación Eléctrica Marcona SAC	San Miguel	PE	3,368,424.00	PEN		Line-by-line	Enel Green Power Perú SAC	100.00%	82.27%
							Energética Monzón SAC	0.00%	
Empresa Distribuidora Sur SA - Edesur	Buenos Aires	AR	898,585,028.00	ARS		Line-by-line	Distrilec Inversora SA	56.36%	59.33%
							Enel Argentina SA	43.10%	
Empresa Eléctrica Pehuenche SA	Santiago de Chile	CL	175,774,920,733.00	CLP		Line-by-line	Enel Generación Chile SA	92.65%	56.27%
Empresa Propietaria de la Red SA	Panama City	PA	58,500,000.00	USD		-	Enel SpA	11.11%	11.11%
En. Solar 7 Single Member Private Company	Maroussi	GR	1,000.00	EUR		Discontinued operations	Enel Green Power Hellas SA	100.00%	100.00%
Endesa Capital SAU	Madrid	ES	60,200.00	EUR		Line-by-line	Endesa SA	100.00%	70.12%
Endesa Comercialização de Energia SA	Porto	PT	250,000.00	EUR		Line-by-line	Endesa Energía SAU	100.00%	70.12%
Endesa Energía Renovable SLU	Madrid	ES	100,000.00	EUR		Line-by-line	Endesa Energía SAU	100.00%	70.12%
Endesa Energía SAU	Madrid	ES	14,445,575.90	EUR		Line-by-line	Endesa SA	100.00%	70.12%
Endesa Financiación Filiales SAU	Madrid	ES	4,621,003,006.00	EUR		Line-by-line	Endesa SA	100.00%	70.12%
Endesa Generación II SAU	Seville	ES	63,107.00	EUR		Line-by-line	Endesa SA	100.00%	70.12%
Endesa Generación Nuclear SAU	Seville	ES	60,000.00	EUR		Line-by-line	Endesa Generación SAU	100.00%	70.12%
Endesa Generación Portugal SA	Lisbon	PT	50,000.00	EUR		Line-by-line	Endesa Energía SAU	0.20%	70.12%
							Endesa Generación SAU	99.20%	
							Enel Green Power España SLU	0.60%	
Endesa Generación SAU	Seville	ES	1,940,379,735.35	EUR		Line-by-line	Endesa SA	100.00%	70.12%
Endesa Ingeniería SLU	Seville	ES	965,305.00	EUR		Line-by-line	Endesa Red SAU	100.00%	70.12%

Company name	Head quarters	Country	Share capital	Currency	Segment	Consolidation method	Held by	% holding	Group % holding
Endesa Medios y Sistemas SLU	Madrid	ES	89,999,790.00	EUR		Line-by-line	Endesa SA	100.00%	70.12%
Endesa Operaciones y Servicios Comerciales SLU	Madrid	ES	10,138,580.00	EUR		Line-by-line	Endesa Energía SAU	100.00%	70.12%
Endesa Red SAU	Madrid	ES	719,901,723.26	EUR		Line-by-line	Endesa SA	100.00%	70.12%
Endesa X Servicios SLU	Madrid	ES	60,000.00	EUR		Line-by-line	Endesa SA	100.00%	70.12%
Endesa X Way SL	Madrid	ES	600,000.00	EUR		Line-by-line	Endesa X Servicios SLU	49.00%	85.36%
							Enel X Way Srl	51.00%	
Endesa SA	Madrid	ES	1,270,502,540.40	EUR		Line-by-line	Endesa SA	0.02%	70.12%
							Enel Iberia SRLU	70.10%	
Enel Alberta Solar Inc.	Calgary	CA	1.00	CAD		Line-by-line	Enel Green Power Canada Inc.	100.00%	100.00%
Enel Alberta Storage Inc.	Calgary	CA	1.00	CAD		Line-by-line	Enel Green Power Canada Inc.	100.00%	100.00%
Enel Alberta Wind Inc.	Alberta	CA	16,251,021.00	CAD		Line-by-line	Enel Green Power Canada Inc.	100.00%	100.00%
Enel Américas SA	Santiago de Chile	CL	15,799,498,544.85	USD		Line-by-line	Enel Américas SA	0.00%	82.27%
							Enel SpA	82.27%	
Enel and Shikun & Binui Innovation Infralab Ltd	Airport City	IL	38,000.00	ILS		Equity	Enel Grids Srl	50.00%	50.00%
Enel Argentina SA	Buenos Aires	AR	2,297,711,908.00	ARS		Line-by-line	Enel Américas SA	99.92%	82.25%
							Enel Generación Chile SA	0.08%	
Enel Bella Energy Storage LLC	Wilmington	US	-	USD		Line-by-line	Enel Energy Storage Holdings LLC (formerly EGP Energy Storage Holdings LLC)	100.00%	100.00%
Enel Brasil Central SA	Rio de Janeiro	BR	49,440.00	BRL		Line-by-line	Enel Brasil SA	20.23%	82.27%
							Enel X Brasil SA	79.77%	
Enel Brasil SA	Niterói	BR	38,070,269,190.10	BRL		Line-by-line	Enel Américas SA	99.56%	82.27%
							Enel Brasil SA	0.44%	
							Energía y Servicios South America SpA	0.00%	
Enel Chile SA	Santiago de Chile	CL	3,882,103,470,184.00	CLP		Line-by-line	Enel SpA	64.93%	64.93%
Enel CIEN SA	Rio de Janeiro	BR	285,044,682.00	BRL		Line-by-line	Enel Brasil SA	100.00%	82.27%
Enel Colina SA	Santiago de Chile	CL	82,222,000.00	CLP		Line-by-line	Enel Chile SA	0.00%	64.34%
							Enel Distribución Chile SA	100.00%	
Enel Colombia SA ESP	Bogotá	CO	655,222,312,800.00	COP		Line-by-line	Enel Américas SA	57.34%	47.18%
Enel Costa Rica CAM SA	San José	CR	27,500,000.00	USD		Line-by-line	Enel Colombia SA ESP	100.00%	47.18%
Enel Cove Fort II LLC	Wilmington	US	-	USD		Line-by-line	Enel Green Power North America Inc.	100.00%	100.00%
Enel Cove Fort LLC	Beaver	US	-	USD		Line-by-line	Enel Geothermal LLC	100.00%	100.00%

Company name	Head quarters	Country	Share capital	Currency	Segment	Consolidation method	Held by	% holding	Group % holding
Enel Distribución Chile SA	Santiago de Chile	CL	177,568,664,063.00	CLP		Line-by-line	Enel Chile SA	99.09%	64.34%
Enel Distribución Perú SAA	San Miguel	PE	638,563,900.00	PEN		Line-by-line	Enel Perú SAC	83.15%	68.41%
Enel Energia SpA	Rome	IT	10,000,000.00	EUR		Line-by-line	Enel Italia SpA	100.00%	100.00%
Enel Energía SA de Cv	Mexico City	MX	25,000,100.00	MXN		Line-by-line	Enel Green Power México S de RL de Cv	100.00%	100.00%
Enel Energie Muntenia SA	Bucharest	RO	37,004,350.00	RON		Discontinued operations	Enel SpA	78.00%	78.00%
Enel Energie SA	Bucharest	RO	140,000,000.00	RON		Discontinued operations	Enel SpA	51.00%	51.00%
Enel Energy Australia (Pty) Ltd	Sydney	AU	200,100.00	AUD		Line-by-line	Enel Green Power Australia (Pty) Ltd	100.00%	100.00%
Enel Energy North America Illinois LLC	Andover	US	1.00	USD		Line-by-line	Enel Energy North America LLC	100.00%	100.00%
Enel Energy North America Ohio LLC	Andover	US	1.00	USD		Line-by-line	Enel Energy North America LLC	100.00%	100.00%
Enel Energy North America Pennsylvania LLC	Andover	US	1.00	USD		Line-by-line	Enel Energy North America LLC	100.00%	100.00%
Enel Energy North America Texas LLC	Andover	US	1.00	USD		Line-by-line	Enel Energy North America LLC	100.00%	100.00%
Enel Energy North America LLC	Andover	US	1.00	USD		Line-by-line	Enel X North America Inc.	100.00%	100.00%
Enel Energy South Africa	Wilmington	ZA	100.00	ZAR		Line-by-line	Enel X International Srl	100.00%	100.00%
Enel Energy Storage Holdings LLC (formerly EGP Energy Storage Holdings LLC)	Andover	US	100.00	USD		Line-by-line	Enel Green Power North America Inc.	100.00%	100.00%
Enel Finance America LLC	Wilmington	US	200,000,000.00	USD		Line-by-line	Enel North America Inc.	100.00%	100.00%
Enel Finance International NV	Amsterdam	NL	1,478,810,371.00	EUR		Line-by-line	Enel Holding Finance Srl Enel SpA	75.00% 25.00%	100.00%
Enel Fortuna SA	Panama City	PA	100,000,000.00	USD		Line-by-line	Enel Panamá CAM Srl	50.06%	23.62%
Enel Future Project 2020 #1 LLC	Andover	US	-	USD		Line-by-line	Tradewind Energy Inc.	100.00%	100.00%
Enel Future Project 2020 #10 LLC	Andover	US	-	USD		Line-by-line	Tradewind Energy Inc.	100.00%	100.00%
Enel Future Project 2020 #11 LLC	Andover	US	-	USD		Line-by-line	Tradewind Energy Inc.	100.00%	100.00%
Enel Future Project 2020 #12 LLC	Andover	US	-	USD		Line-by-line	Tradewind Energy Inc.	100.00%	100.00%
Enel Future Project 2020 #13 LLC	Andover	US	-	USD		Line-by-line	Tradewind Energy Inc.	100.00%	100.00%
Enel Future Project 2020 #14 LLC	Andover	US	-	USD		Line-by-line	Tradewind Energy Inc.	100.00%	100.00%







Company name	Head quarters	Country	Share capital	Currency	Segment	Consolidation method	Held by	% holding	Group % holding
Enel Future Project 2020 #15 LLC	Andover	US	-	USD		Line-by-line	Tradewind Energy Inc.	100.00%	100.00%
Enel Future Project 2020 #16 LLC	Andover	US	-	USD		Line-by-line	Tradewind Energy Inc.	100.00%	100.00%
Enel Future Project 2020 #17 LLC	Andover	US	-	USD		Line-by-line	Tradewind Energy Inc.	100.00%	100.00%
Enel Future Project 2020 #18 LLC	Andover	US	-	USD		Line-by-line	Tradewind Energy Inc.	100.00%	100.00%
Enel Future Project 2020 #19 LLC	Andover	US	-	USD		Line-by-line	Tradewind Energy Inc.	100.00%	100.00%
Enel Future Project 2020 #2 LLC	Andover	US	-	USD		Line-by-line	Tradewind Energy Inc.	100.00%	100.00%
Enel Future Project 2020 #20 LLC	Andover	US	-	USD		Line-by-line	Tradewind Energy Inc.	100.00%	100.00%
Enel Future Project 2020 #3 LLC	Andover	US	-	USD		Line-by-line	Tradewind Energy Inc.	100.00%	100.00%
Enel Future Project 2020 #4 LLC	Andover	US	-	USD		Line-by-line	Tradewind Energy Inc.	100.00%	100.00%
Enel Future Project 2020 #5 LLC	Andover	US	-	USD		Line-by-line	Tradewind Energy Inc.	100.00%	100.00%
Enel Future Project 2020 #6 LLC	Andover	US	-	USD		Line-by-line	Tradewind Energy Inc.	100.00%	100.00%
Enel Future Project 2020 #7 LLC	Andover	US	-	USD		Line-by-line	Tradewind Energy Inc.	100.00%	100.00%
Enel Future Project 2020 #8 LLC	Andover	US	-	USD		Line-by-line	Tradewind Energy Inc.	100.00%	100.00%
Enel Future Project 2020 #9 LLC	Andover	US	-	USD		Line-by-line	Tradewind Energy Inc.	100.00%	100.00%
Enel Generación Chile SA	Santiago de Chile	CL	552,777,320,871.00	CLP	 	Line-by-line	Enel Chile SA	93.55%	60.74%
Enel Generación Costanera SA	Buenos Aires	AR	701,988,378.00	ARS		AFS	Enel Argentina SA	75.68%	62.25%
Enel Generación El Chocón SA	Buenos Aires	AR	18,321,776,559.00	ARS		Line-by-line	Enel Argentina SA Hidroinvest SA	8.67% 59.00%	54.07%
Enel Generación Perú SAA	San Miguel	PE	1,538,101,266.24	PEN	 	Line-by-line	Enel Perú SAC	83.60%	68.78%
Enel Generación Piura SA	San Miguel	PE	73,982,594.00	PEN	 	Line-by-line	Enel Perú SAC	96.50%	79.39%
Enel Generación SA de Cv	Mexico City	MX	7,100,100.00	MXN		Line-by-line	Enel Green Power México S de RL de Cv	100.00%	100.00%
Enel Geothermal LLC	Wilmington	US	-	USD		Line-by-line	Enel Green Power North America Inc.	100.00%	100.00%
Enel Global Services Srl	Rome	IT	10,000.00	EUR		Line-by-line	Enel SpA	100.00%	100.00%
Enel Global Trading SpA	Rome	IT	90,885,000.00	EUR		Line-by-line	Enel SpA	100.00%	100.00%
Enel Green Power 25RoseFarms Holdings LLC	Andover	US	1.00	USD		Line-by-line	Enel Kansas LLC	100.00%	100.00%


















Company name	Head quarters	Country	Share capital	Currency	Segment	Consolidation method	Held by	% holding	Group % holding
Enel Green Power Argentina SA	Buenos Aires	AR	463,577,761.00	ARS		Line-by-line	Enel Américas SA	99.86%	82.27%
							Enel Green Power SpA	0.00%	
							Energía y Servicios South America SpA	0.14%	
Enel Green Power Aroeira 01 SA	Rio de Janeiro	BR	134,518,400.90	BRL		Line-by-line	Enel Brasil SA	100.00%	82.27%
							Enel Green Power Desenvolvimento Ltda	0.00%	
Enel Green Power Aroeira 02 SA	Rio de Janeiro	BR	134,501,000.00	BRL		Line-by-line	Enel Brasil SA	100.00%	82.27%
							Enel Green Power Desenvolvimento Ltda	0.00%	
Enel Green Power Aroeira 03 SA	Rio de Janeiro	BR	134,501,000.00	BRL		Line-by-line	Enel Brasil SA	100.00%	82.27%
							Enel Green Power Desenvolvimento Ltda	0.00%	
Enel Green Power Aroeira 04 SA	Rio de Janeiro	BR	134,638,500.00	BRL		Line-by-line	Enel Brasil SA	99.90%	82.27%
							Enel Green Power Desenvolvimento Ltda	0.10%	
Enel Green Power Aroeira 05 SA	Rio de Janeiro	BR	134,501,000.00	BRL		Line-by-line	Enel Brasil SA	100.00%	82.27%
							Enel Green Power Desenvolvimento Ltda	0.00%	
Enel Green Power Aroeira 06 SA	Rio de Janeiro	BR	134,511,000.90	BRL		Line-by-line	Enel Brasil SA	100.00%	82.27%
							Enel Green Power Desenvolvimento Ltda	0.00%	
Enel Green Power Aroeira 07 SA	Rio de Janeiro	BR	134,501,000.00	BRL		Line-by-line	Enel Brasil SA	100.00%	82.27%
							Enel Green Power Desenvolvimento Ltda	0.00%	
Enel Green Power Aroeira 08 SA	Rio de Janeiro	BR	134,501,000.00	BRL		Line-by-line	Enel Brasil SA	100.00%	82.27%
							Enel Green Power Desenvolvimento Ltda	0.00%	
Enel Green Power Aroeira 09 SA (formerly Enel Green Power São Gonçalo Participações SA)	Rio de Janeiro	BR	1,000.00	BRL		Line-by-line	Enel Brasil SA	99.90%	82.27%
							Enel Green Power Desenvolvimento Ltda	0.10%	
Enel Green Power Australia (Pty) Ltd	Sydney	AU	100.00	AUD		Line-by-line	Enel Green Power SpA	100.00%	100.00%
Enel Green Power Australia Trust	Sydney	AU	100.00	AUD		AFS	Enel Green Power SpA	100.00%	100.00%
Enel Green Power Azure Blue Jay Solar Holdings LLC	Andover	US	1.00	USD		Line-by-line	Enel Kansas LLC	100.00%	100.00%
Enel Green Power Azure Ranchland Holdings LLC	Andover	US	-	USD		Line-by-line	Enel Kansas LLC	100.00%	100.00%
Enel Green Power Azure Ranch II Wind Holdings LLC	Andover	US	1.00	USD		Line-by-line	Enel Kansas LLC	100.00%	100.00%
Enel Green Power Boa Vista 01 Ltda	Salvador	BR	3,554,607.00	BRL		Line-by-line	Enel Brasil SA	100.00%	82.27%
							Enel Green Power Desenvolvimento Ltda	0.00%	
Enel Green Power Boa Vista Eólica SA	Rio de Janeiro	BR	42,890,000.00	BRL		Line-by-line	Enel Brasil SA	100.00%	82.27%
Enel Green Power Bouldercombe Holding (Pty) Ltd	Sydney	AU	100.00	AUD		Line-by-line	Enel Green Power Australia (Pty) Ltd	100.00%	100.00%

Company name	Head quarters	Country	Share capital	Currency	Segment	Consolidation method	Held by	% holding	Group % holding
Enel Green Power Bouldercombe Trust	Sydney	AU	10.00	AUD		Line-by-line	Enel Green Power Australia Trust	100.00%	100.00%
Enel Green Power Breljolandia Solar SA	Rio de Janeiro	BR	1,000.00	BRL		Line-by-line	Enel Brasil SA Enel Green Power Desenvolvimento Ltda	99.90% 0.10%	82.27%
Enel Green Power Bungala (Pty) Ltd	Sydney	AU	100.00	AUD		AFS	Enel Green Power Australia (Pty) Ltd	100.00%	100.00%
Enel Green Power Bungala Trust	Sydney	AU	-	AUD		AFS	Enel Green Power Australia (Pty) Ltd	100.00%	100.00%
Enel Green Power Cabeça de Boi SA	Niterói	BR	270,114,539.00	BRL		Line-by-line	Enel Brasil SA	100.00%	82.27%
Enel Green Power Cachoeira Dourada SA	Cachoeira Dourada	BR	64,339,835.85	BRL	  	Line-by-line	Enel Brasil SA Enel Green Power Cachoeira Dourada SA	99.61% 0.15%	82.07%
Enel Green Power Canada Inc.	Montreal	CA	85,681,857.00	CAD		Line-by-line	Enel Green Power North America Inc.	100.00%	100.00%
Enel Green Power Cerrado Solar SA	Rio de Janeiro	BR	1,000.00	BRL		Line-by-line	Enel Brasil SA Enel Green Power Desenvolvimento Ltda	99.90% 0.10%	82.27%
Enel Green Power Chile SA	Santiago de Chile	CL	842,121,530.67	USD		Line-by-line	Enel Chile SA Enel SpA	99.99% 0.01%	64.93%
Enel Green Power Cimarron Bend Wind Holdings III LLC	Andover	US	1.00	USD		Line-by-line	Enel Kansas LLC	100.00%	100.00%
Enel Green Power Cohuna Holdings (Pty) Ltd	Sydney	AU	3,419,700.00	AUD		AFS	Enel Green Power Australia (Pty) Ltd	100.00%	100.00%
Enel Green Power Cohuna Trust	Sydney	AU	-	AUD		AFS	Enel Green Power Australia Trust	100.00%	100.00%
Enel Green Power Cove Fort Solar LLC	Wilmington	US	1.00	USD		Line-by-line	Enel Kansas LLC	100.00%	100.00%
Enel Green Power Cristal Eólica SA	Rio de Janeiro	BR	87,784,899.00	BRL		Line-by-line	Enel Brasil SA Enel Green Power Cristal Eólica SA Enel Green Power Desenvolvimento Ltda	98.63% 0.00% 1.37%	82.27%
Enel Green Power Cumaru 01 SA	Niterói	BR	204,653,590.90	BRL		Line-by-line	Enel Brasil SA Enel Green Power Desenvolvimento Ltda	99.90% 0.00%	82.27%
Enel Green Power Cumaru 02 SA	Niterói	BR	237,601,272.90	BRL		Line-by-line	Enel Brasil SA Enel Green Power Desenvolvimento Ltda	100.00% 0.00%	82.27%
Enel Green Power Cumaru 03 SA	Rio de Janeiro	BR	225,021,296.24	BRL		Line-by-line	Enel Brasil SA Enel Green Power Desenvolvimento Ltda	100.00% 0.00%	82.27%
Enel Green Power Cumaru 04 SA	Rio de Janeiro	BR	230,869,708.24	BRL		Line-by-line	Enel Brasil SA Enel Green Power Desenvolvimento Ltda	100.00% 0.00%	82.27%
Enel Green Power Cumaru 05 SA	Rio de Janeiro	BR	180,208,000.90	BRL		Line-by-line	Enel Brasil SA Enel Green Power Desenvolvimento Ltda	99.94% 0.00%	82.22%

Company name	Head quarters	Country	Share capital	Currency	Segment	Consolidation method	Held by	% holding	Group % holding
Enel Green Power Cumaru Participações SA	Rio de Janeiro	BR	1,000.00	BRL		Line-by-line	Enel Brasil SA	99.90%	82.27%
							Enel Green Power Desenvolvimento Ltda	0.10%	
Enel Green Power Cumaru Solar 01 SA	Rio de Janeiro	BR	1,000.00	BRL		Line-by-line	Enel Brasil SA	99.90%	82.27%
							Enel Green Power Desenvolvimento Ltda	0.10%	
Enel Green Power Cumaru Solar 02 SA	Rio de Janeiro	BR	1,000.00	BRL		Line-by-line	Enel Brasil SA	99.90%	82.27%
							Enel Green Power Desenvolvimento Ltda	0.10%	
Enel Green Power Damascena Eólica SA	Rio de Janeiro	BR	83,709,003.00	BRL		Line-by-line	Enel Brasil SA	99.16%	82.27%
							Enel Green Power Desenvolvimento Ltda	0.84%	
Enel Green Power Delfina A Eólica SA	Rio de Janeiro	BR	284,062,483.00	BRL		Line-by-line	Enel Brasil SA	100.00%	82.27%
Enel Green Power Delfina B Eólica SA	Rio de Janeiro	BR	93,068,000.00	BRL		Line-by-line	Enel Brasil SA	100.00%	82.27%
Enel Green Power Delfina C Eólica SA	Rio de Janeiro	BR	31,105,000.00	BRL		Line-by-line	Enel Brasil SA	100.00%	82.27%
Enel Green Power Delfina D Eólica SA	Rio de Janeiro	BR	105,864,000.00	BRL		Line-by-line	Enel Brasil SA	100.00%	82.27%
Enel Green Power Delfina E Eólica SA	Niterói	BR	105,936,000.00	BRL		Line-by-line	Enel Brasil SA	100.00%	82.27%
Enel Green Power Desenvolvimento Ltda	Rio de Janeiro	BR	61,617,590.35	BRL		Line-by-line	Enel Brasil SA	100.00%	82.27%
							Energía y Servicios South America SpA	0.00%	
Enel Green Power Development Srl	Rome	IT	20,000.00	EUR		Line-by-line	Enel Green Power SpA	100.00%	100.00%
Enel Green Power Diamond Vista Wind Project LLC	Wilmington	US	1.00	USD		Line-by-line	Diamond Vista Holdings LLC	100.00%	100.00%
Enel Green Power Dois Riachos Eólica SA	Rio de Janeiro	BR	83,347,009.00	BRL		Line-by-line	Enel Brasil SA	100.00%	82.27%
Enel Green Power Egypt SAE	Cairo	EG	250,000.00	EGP		Line-by-line	Enel Green Power SpA	100.00%	100.00%
Enel Green Power El Salvador SA de Cv	El Salvador	SV	22,860.00	USD		Line-by-line	Enel Green Power SpA	99.96%	99.99%
							Energía y Servicios South America SpA	0.04%	
Enel Green Power Elkwater Wind Limited Partnership	Alberta	CA	1,000.00	CAD		Line-by-line	Enel Alberta Wind Inc.	1.00%	100.00%
							Enel Green Power Canada Inc.	99.00%	
Enel Green Power Elmsthorpe Wind LP	Calgary	CA	1,000.00	CAD		Line-by-line	Enel Alberta Wind Inc.	0.10%	100.00%
							Enel Green Power Canada Inc.	99.90%	
Enel Green Power Emiliana Eólica SA	Rio de Janeiro	BR	97,191,530.00	BRL		Line-by-line	Enel Brasil SA	98.35%	82.27%
							Enel Green Power Desenvolvimento Ltda	1.65%	
							Enel Green Power Emiliana Eólica SA	0.00%	
Enel Green Power España SLU	Madrid	ES	11,152.74	EUR		Line-by-line	Endesa Generación SAU	100.00%	70.12%



Company name	Head quarters	Country	Share capital	Currency	Segment	Consolidation method	Held by	% holding	Group % holding
Enel Green Power Esperança Eólica SA	Rio de Janeiro	BR	99,418,174.00	BRL		Line-by-line	Enel Brasil SA	98.89%	82.27%
							Enel Green Power Desenvolvimento Ltda	1.11%	
Enel Green Power Esperança Solar SA	Rio de Janeiro	BR	1,000.00	BRL		Line-by-line	Enel Brasil SA	99.90%	82.27%
							Enel Green Power Desenvolvimento Ltda	0.10%	
Enel Green Power Estonian Solar Project LLC	Andover	US	1.00	USD		Line-by-line	Enel Kansas LLC	100.00%	100.00%
Enel Green Power Fazenda SA	Niterói	BR	264,141,174.00	BRL		Line-by-line	Enel Brasil SA	100.00%	82.27%
Enel Green Power Fence Post Solar Holdings LLC	Andover	US	1.00	USD		Line-by-line	Enel Kansas LLC	100.00%	100.00%
Enel Green Power Flat Rocks One Holding (Pty) Ltd	Sydney	AU	100.00	AUD		AFS	EGP Australia (Pty) Ltd	100.00%	100.00%
Enel Green Power Flat Rocks One Holding Trust	Sydney	AU	100.00	AUD		AFS	Enel Green Power Australia Trust	100.00%	100.00%
Enel Green Power Fontes dos Ventos 2 SA	Rio de Janeiro	BR	183,315,219.00	BRL		Line-by-line	Enel Brasil SA	100.00%	82.27%
							Enel Green Power Desenvolvimento Ltda	0.00%	
Enel Green Power Fontes dos Ventos 3 SA	Rio de Janeiro	BR	221,001,000.00	BRL		Line-by-line	Enel Brasil SA	100.00%	82.27%
							Enel Green Power Desenvolvimento Ltda	0.00%	
Enel Green Power Fontes II Participações SA	Rio de Janeiro	BR	1,000.00	BRL		Line-by-line	Enel Brasil SA	99.90%	82.27%
							Enel Green Power Desenvolvimento Ltda	0.10%	
Enel Green Power Fontes Solar SA	Rio de Janeiro	BR	1,000.00	BRL		Line-by-line	Enel Brasil SA	99.90%	82.27%
							Enel Green Power Desenvolvimento Ltda	0.10%	
Enel Green Power Ganado Solar Holdings LLC	Andover	US	1.00	USD		Line-by-line	Enel Kansas LLC	100.00%	100.00%
Enel Green Power Germany GmbH	Berlin	DE	25,000.00	EUR		Line-by-line	Enel Green Power SpA	100.00%	100.00%
Enel Green Power Girgarre Holdings (Pty) Ltd	Sydney	AU	100.00	AUD		AFS	Enel Green Power Australia (Pty) Ltd	100.00%	100.00%
Enel Green Power Girgarre Trust	Sydney	AU	10.00	AUD		AFS	Enel Green Power Australia Trust	100.00%	100.00%
Enel Green Power Global Investment BV	Amsterdam	NL	10,000.00	EUR		Line-by-line	Enel Green Power SpA	100.00%	100.00%
Enel Green Power Hadros Wind Limited Partnership	-	CA	1,000.00	CAD		Line-by-line	Enel Alberta Wind Inc.	1.00%	100.00%
							Enel Green Power Canada Inc.	99.00%	
Enel Green Power Hellas SA	Maroussi	GR	40,187,850.00	EUR		Discontinued operations	Enel Green Power SpA	100.00%	100.00%
Enel Green Power Hellas Supply Single Member SA	Maroussi	GR	600,000.00	EUR		Discontinued operations	Enel Green Power Hellas SA	100.00%	100.00%
Enel Green Power Hellas Wind Parks South Evia Single Member SA	Maroussi	GR	141,569,641.00	EUR		Discontinued operations	Enel Green Power Hellas SA	100.00%	100.00%

Company name	Head quarters	Country	Share capital	Currency	Segment	Consolidation method	Held by	% holding	Group % holding
Enel Green Power Hilltopper Wind LLC (formerly Hilltopper Wind Power LLC)	Dover	US	1.00	USD		Line-by-line	Hilltopper Wind Holdings LLC	100.00%	100.00%
Enel Green Power Horizonte MP Solar SA	Rio de Janeiro	BR	431,566,053.00	BRL		Line-by-line	Alba Energia Ltda Enel Brasil SA	0.01% 99.99%	82.27%
Enel Green Power India Private Limited	New Delhi	IN	200,000,000.00	INR		Line-by-line	Enel Green Power Development Srl	100.00%	100.00%
Enel Green Power Italia Srl	Rome	IT	272,000,000.00	EUR		Line-by-line	Enel Italia SpA	100.00%	100.00%
Enel Green Power Ituverava Norte Solar SA	Rio de Janeiro	BR	219,806,645.67	BRL		Line-by-line	Bondia Energia Ltda Enel Brasil SA Enel Green Power Brasil Participações Ltda	0.08% 99.92% 0.00%	82.27%
Enel Green Power Ituverava Solar SA	Rio de Janeiro	BR	227,810,333.00	BRL		Line-by-line	Bondia Energia Ltda Enel Brasil SA	0.00% 100.00%	82.27%
Enel Green Power Ituverava Sul Solar SA	Rio de Janeiro	BR	408,949,643.00	BRL		Line-by-line	Bondia Energia Ltda Enel Brasil SA	0.00% 100.00%	82.27%
Enel Green Power Joana Eólica SA	Rio de Janeiro	BR	90,259,530.00	BRL		Line-by-line	Enel Brasil SA Enel Green Power Desenvolvimento Ltda	98.33% 1.67%	82.27%
Enel Green Power Kenya Limited	Nairobi	KE	100,000.00	KES		Line-by-line	Enel Green Power SpA Enel Green Power South Africa (Pty) Ltd	99.00% 1.00%	100.00%
Enel Green Power Korea LLC	Seoul	KR	5,665,000,000.00	KRW		Line-by-line	Enel Green Power SpA	100.00%	100.00%
Enel Green Power Lagoa do Sol 01 SA	Teresina	BR	1,000.00	BRL		Line-by-line	Enel Brasil SA Enel Green Power Desenvolvimento Ltda	99.90% 0.10%	82.27%
Enel Green Power Lagoa do Sol 02 SA	Teresina	BR	1,000.00	BRL		Line-by-line	Enel Brasil SA Enel Green Power Desenvolvimento Ltda	99.90% 0.10%	82.27%
Enel Green Power Lagoa do Sol 03 SA	Teresina	BR	1,000.00	BRL		Line-by-line	Enel Brasil SA Enel Green Power Desenvolvimento Ltda	99.90% 0.10%	82.27%
Enel Green Power Lagoa do Sol 04 SA	Teresina	BR	1,000.00	BRL		Line-by-line	Enel Brasil SA Enel Green Power Desenvolvimento Ltda	99.90% 0.10%	82.27%
Enel Green Power Lagoa do Sol 05 SA	Teresina	BR	1,000.00	BRL		Line-by-line	Enel Brasil SA Enel Green Power Desenvolvimento Ltda	99.90% 0.10%	82.27%
Enel Green Power Lagoa do Sol 06 SA	Teresina	BR	1,000.00	BRL		Line-by-line	Enel Brasil SA Enel Green Power Desenvolvimento Ltda	99.90% 0.10%	82.27%
Enel Green Power Lagoa do Sol 07 SA	Teresina	BR	1,000.00	BRL		Line-by-line	Enel Brasil SA Enel Green Power Desenvolvimento Ltda	99.90% 0.10%	82.27%

Company name	Head quarters	Country	Share capital	Currency	Segment	Consolidation method	Held by	% holding	Group % holding
Enel Green Power Lagoa do Sol 08 SA	Teresina	BR	1,000.00	BRL		Line-by-line	Enel Brasil SA Enel Green Power Desenvolvimento Ltda	99.90% 0.10%	82.27%
Enel Green Power Lagoa do Sol 09 SA	Teresina	BR	1,000.00	BRL		Line-by-line	Enel Brasil SA Enel Green Power Desenvolvimento Ltda	99.90% 0.10%	82.27%
Enel Green Power Lagoa II Participações SA	Rio de Janeiro	BR	1,000.00	BRL		Line-by-line	Enel Brasil SA Enel Green Power Desenvolvimento Ltda	99.90% 0.10%	82.27%
Enel Green Power Lagoa III Participações SA	Rio de Janeiro	BR	1,000.00	BRL		Line-by-line	Enel Brasil SA Enel Green Power Desenvolvimento Ltda	99.90% 0.10%	82.27%
Enel Green Power Lagoa Participações SA (formerly Enel Green Power Projetos 45 SA)	Rio de Janeiro	BR	1,000.00	BRL		Line-by-line	Enel Brasil SA Enel Green Power Desenvolvimento Ltda	99.90% 0.10%	82.27%
Enel Green Power Lily Solar Holdings LLC	Andover	US	1.00	USD		Line-by-line	Enel Kansas LLC	100.00%	100.00%
Enel Green Power Maniçoba Eólica SA	Rio de Janeiro	BR	90,722.530.00	BRL		Line-by-line	Enel Brasil SA Enel Green Power Desenvolvimento Ltda	99.20% 0.80%	82.27%
Enel Green Power Matimba Srl	Rome	IT	10,000.00	EUR		Equity	Enel Green Power SpA	50.00%	50.00%
Enel Green Power Metehara Solar Privrate Limited Company	-	ET	5,600,000.00	ETB		Line-by-line	Enel Green Power Solar Metehara SpA	80.00%	80.00%
Enel Green Power México S de RL de Cv	Mexico City	MX	662,949,966.00	MXN		Line-by-line	Enel Green Power SpA Enel Rinnovabile SA de Cv	100.00% 0.00%	100.00%
Enel Green Power Modelo I Eólica SA	Rio de Janeiro	BR	70,842,000.00	BRL		Line-by-line	Enel Brasil SA	100.00%	82.27%
Enel Green Power Modelo II Eólica SA	Rio de Janeiro	BR	63,742,000.00	BRL		Line-by-line	Enel Brasil SA	100.00%	82.27%
Enel Green Power Morocco SARLAU	Casablanca	MA	639,000,000.00	MAD		Line-by-line	Enel Green Power Development Srl Enel Green Power SpA	0.00% 100.00%	100.00%
Enel Green Power Morro do Chapéu I Eólica SA	Rio de Janeiro	BR	248,138,287.11	BRL		Line-by-line	Enel Brasil SA	100.00%	82.27%
Enel Green Power Morro do Chapéu II Eólica SA	Rio de Janeiro	BR	206,050,114.05	BRL		Line-by-line	Enel Brasil SA	100.00%	82.27%
Enel Green Power Morro do Chapéu Solar 01 SA (formerly Enel Green Power São Gonçalo III Participações SA)	Rio de Janeiro	BR	1,000.00	BRL		Line-by-line	Enel Brasil SA Enel Green Power Desenvolvimento Ltda	99.90% 0.10%	82.27%
Enel Green Power Morro Norte 01 SA	Rio de Janeiro	BR	1,000.00	BRL		Line-by-line	Enel Brasil SA Enel Green Power Desenvolvimento Ltda	99.90% 0.10%	82.27%
Enel Green Power Morro Norte 02 SA	Rio de Janeiro	BR	1,000.00	BRL		Line-by-line	Enel Brasil SA Enel Green Power Desenvolvimento Ltda	99.90% 0.10%	82.27%

Company name	Head quarters	Country	Share capital	Currency	Segment	Consolidation method	Held by	% holding	Group % holding
Enel Green Power Morro Norte 03 SA	Rio de Janeiro	BR	1,000.00	BRL		Line-by-line	Enel Brasil SA	99.90%	82.27%
							Enel Green Power Desenvolvimento Ltda	0.10%	
Enel Green Power Morro Norte 04 SA	Rio de Janeiro	BR	1,000.00	BRL		Line-by-line	Enel Brasil SA	99.90%	82.27%
							Enel Green Power Desenvolvimento Ltda	0.10%	
Enel Green Power Mourão SA	Rio de Janeiro	BR	25,600,100.00	BRL		Line-by-line	Enel Brasil SA	100.00%	82.27%
Enel Green Power Namibia (Pty) Ltd	Windhoek	NA	10,000.00	NAD		Line-by-line	Enel Green Power SpA	100.00%	100.00%
Enel Green Power North America Development LLC	Wilmington	US	-	USD		Line-by-line	Enel North America Inc.	100.00%	100.00%
Enel Green Power North America Inc.	Andover	US	-	USD		Line-by-line	Enel North America Inc.	100.00%	100.00%
Enel Green Power Nova Olinda 01 SA	Teresina	BR	1,000.00	BRL		Line-by-line	Enel Brasil SA	99.90%	82.27%
							Enel Green Power Desenvolvimento Ltda	0.10%	
Enel Green Power Nova Olinda 02 SA	Teresina	BR	1,000.00	BRL		Line-by-line	Enel Brasil SA	99.90%	82.27%
							Enel Green Power Desenvolvimento Ltda	0.10%	
Enel Green Power Nova Olinda 03 SA	Teresina	BR	1,000.00	BRL		Line-by-line	Enel Brasil SA	99.90%	82.27%
							Enel Green Power Desenvolvimento Ltda	0.10%	
Enel Green Power Nova Olinda 04 SA	Teresina	BR	1,000.00	BRL		Line-by-line	Enel Brasil SA	99.90%	82.27%
							Enel Green Power Desenvolvimento Ltda	0.10%	
Enel Green Power Nova Olinda 05 SA	Teresina	BR	1,000.00	BRL		Line-by-line	Enel Brasil SA	99.90%	82.27%
							Enel Green Power Desenvolvimento Ltda	0.10%	
Enel Green Power Nova Olinda 06 SA	Teresina	BR	1,000.00	BRL		Line-by-line	Enel Brasil SA	99.90%	82.27%
							Enel Green Power Desenvolvimento Ltda	0.10%	
Enel Green Power Nova Olinda 07 SA	Teresina	BR	1,000.00	BRL		Line-by-line	Enel Brasil SA	99.90%	82.27%
							Enel Green Power Desenvolvimento Ltda	0.10%	
Enel Green Power Nova Olinda 08 SA	Teresina	BR	1,000.00	BRL		Line-by-line	Enel Brasil SA	99.90%	82.27%
							Enel Green Power Desenvolvimento Ltda	0.10%	
Enel Green Power Nova Olinda 09 SA	Teresina	BR	1,000.00	BRL		Line-by-line	Enel Brasil SA	99.90%	82.27%
							Enel Green Power Desenvolvimento Ltda	0.10%	
Enel Green Power Novo Lapa 01 SA	Rio de Janeiro	BR	1,000.00	BRL		Line-by-line	Enel Brasil SA	99.90%	82.27%
							Enel Green Power Desenvolvimento Ltda	0.10%	
Enel Green Power Novo Lapa 02 SA	Rio de Janeiro	BR	1,000.00	BRL		Line-by-line	Enel Brasil SA	99.90%	82.27%
							Enel Green Power Desenvolvimento Ltda	0.10%	





Company name	Head quarters	Country	Share capital	Currency	Segment	Consolidation method	Held by	% holding	Group % holding
Enel Green Power Novo Lapa 03 SA	Rio de Janeiro	BR	1,000.00	BRL		Line-by-line	Enel Brasil SA	99.90%	82.27%
							Enel Green Power Desenvolvimento Ltda	0.10%	
Enel Green Power Novo Lapa 04 SA	Rio de Janeiro	BR	1,000.00	BRL		Line-by-line	Enel Brasil SA	99.90%	82.27%
							Enel Green Power Desenvolvimento Ltda	0.10%	
Enel Green Power Novo Lapa 05 SA	Rio de Janeiro	BR	1,000.00	BRL		Line-by-line	Enel Brasil SA	99.90%	82.27%
							Enel Green Power Desenvolvimento Ltda	0.10%	
Enel Green Power Novo Lapa 06 SA	Rio de Janeiro	BR	1,000.00	BRL		Line-by-line	Enel Brasil SA	99.90%	82.27%
							Enel Green Power Desenvolvimento Ltda	0.10%	
Enel Green Power Novo Lapa 07 SA	Rio de Janeiro	BR	1,000.00	BRL		Line-by-line	Enel Brasil SA	99.90%	82.27%
							Enel Green Power Desenvolvimento Ltda	0.10%	
Enel Green Power Novo Lapa 08 SA	Rio de Janeiro	BR	1,000.00	BRL		Line-by-line	Enel Brasil SA	99.90%	82.27%
							Enel Green Power Desenvolvimento Ltda	0.10%	
Enel Green Power O&M Solar LLC	Andover	US	-	USD		Line-by-line	Enel Kansas LLC	100.00%	100.00%
Enel Green Power Paranapanema SA	Niterói	BR	162,567,500.00	BRL		Line-by-line	Enel Brasil SA	100.00%	82.27%
Enel Green Power Partecipazioni Speciali Srl	Rome	IT	10,000.00	EUR		Line-by-line	Enel Green Power SpA	100.00%	100.00%
Enel Green Power Pau Ferro Eólica SA	Rio de Janeiro	BR	74,124,000.00	BRL		Line-by-line	Enel Brasil SA	97.92%	82.27%
							Enel Green Power Desenvolvimento Ltda	2.08%	
							Enel Green Power Pau Ferro Eólica SA	0.00%	
Enel Green Power Pedra do Gerônimo Eólica SA	Rio de Janeiro	BR	119,319,527.57	BRL		Line-by-line	Enel Brasil SA	98.25%	82.27%
							Enel Green Power Desenvolvimento Ltda	1.75%	
Enel Green Power Perú SAC	San Miguel	PE	1,291,373,507.00	PEN		Line-by-line	Enel Américas SA	100.00%	82.27%
							Energía y Servicios South America SpA	0.00%	
Enel Green Power Primavera Eólica SA	Rio de Janeiro	BR	95,674,900.00	BRL		Line-by-line	Enel Brasil SA	98.50%	82.27%
							Enel Green Power Desenvolvimento Ltda	1.50%	
Enel Green Power Puglia Srl	Rome	IT	1,000,000.00	EUR		Line-by-line	Enel Green Power Italia Srl	100.00%	100.00%
Enel Green Power RA SAE in liquidation	Cairo	EG	15,000,000.00	EGP		Line-by-line	Enel Green Power Egypt SAE	100.00%	100.00%
Enel Green Power Rattlesnake Creek Wind Project LLC (formerly Rattlesnake Creek Wind Project LLC)	Delaware	US	1.00	USD		Line-by-line	Rattlesnake Creek Holdings LLC	100.00%	100.00%
Enel Green Power Roadrunner Solar Project Holdings II LLC	Andover	US	-	USD		Line-by-line	Enel Kansas LLC	100.00%	100.00%

Company name	Head quarters	Country	Share capital	Currency	Segment	Consolidation method	Held by	% holding	Group % holding
Enel Green Power Roadrunner Solar Project Holdings LLC	Andover	US	-	USD		Line-by-line	Enel Kansas LLC	100.00%	100.00%
Enel Green Power Roadrunner Solar Project II LLC	Dover	US	100.00	USD		Line-by-line	Enel Roadrunner Solar Project Holdings II LLC	100.00%	100.00%
Enel Green Power Rockhaven Ranchland Holdings LLC	Andover	US	1.00	USD		Line-by-line	Enel Kansas LLC	100.00%	100.00%
Enel Green Power Romania Srl	Bucharest	RO	2,430,631,000.00	RON		Discontinued operations	Enel Green Power SpA	100.00%	100.00%
Enel Green Power Roseland Solar LLC	Andover	US	1.00	USD		Line-by-line	25RoseFarms Holdings LLC	100.00%	100.00%
Enel Green Power RSA (Pty) Ltd	Johannesburg	ZA	1,000.00	ZAR		Equity	EGP Matimba NewCo 1 Srl	100.00%	50.00%
Enel Green Power RSA 2 (RF) (Pty) Ltd	Johannesburg	ZA	120.00	ZAR		Equity	Enel Green Power RSA (Pty) Ltd	100.00%	50.00%
Enel Green Power Rus Limited Liability Company	Moscow	RU	60,500,000.00	RUB		Line-by-line	Enel Green Power Partecipazioni Speciali Srl	1.00%	100.00%
							Enel Green Power SpA	99.00%	
Enel Green Power SpA	Rome	IT	272,000,000.00	EUR		Line-by-line	Enel SpA	100.00%	100.00%
Enel Green Power Salto Apiacás SA (formerly Enel Green Power Damascena Eólica SA)	Rio de Janeiro	BR	274,420,832.00	BRL		Line-by-line	Enel Brasil SA	100.00%	82.27%
Enel Green Power Sannio Srl	Rome	IT	750,000.00	EUR		Line-by-line	Enel Green Power Italia Srl	100.00%	100.00%
Enel Green Power São Abraão Eólica SA	Rio de Janeiro	BR	91,300,000.00	BRL		Line-by-line	Enel Brasil SA	100.00%	82.27%
Enel Green Power São Cirilo 01 SA	Rio de Janeiro	BR	1,000.00	BRL		Line-by-line	Enel Brasil SA	99.90%	82.27%
							Enel Green Power Desenvolvimento Ltda	0.10%	
Enel Green Power São Cirilo 02 SA	Rio de Janeiro	BR	1,000.00	BRL		Line-by-line	Enel Brasil SA	99.90%	82.27%
							Enel Green Power Desenvolvimento Ltda	0.10%	
Enel Green Power São Cirilo 03 SA	Rio de Janeiro	BR	1,000.00	BRL		Line-by-line	Enel Brasil SA	99.90%	82.27%
							Enel Green Power Desenvolvimento Ltda	0.10%	
Enel Green Power São Gonçalo 01 SA (formerly Enel Green Power Projetos 10)	Teresina	BR	74,960,396.92	BRL		Line-by-line	Alba Energia Ltda	0.00%	82.27%
							Enel Brasil SA	100.00%	
Enel Green Power São Gonçalo 02 SA (formerly Enel Green Power Projetos 11)	Teresina	BR	82,268,018.57	BRL		Line-by-line	Alba Energia Ltda	0.00%	82.27%
							Enel Brasil SA	100.00%	
Enel Green Power São Gonçalo 07 SA (formerly Enel Green Power Projetos 42 SA)	Teresina	BR	114,522,004.82	BRL		Line-by-line	Enel Brasil SA	100.00%	82.27%
							Enel Green Power Desenvolvimento Ltda	0.00%	
Enel Green Power São Gonçalo 08 SA (formerly Enel Green Power Projetos 43 SA)	Teresina	BR	109,281,818.16	BRL		Line-by-line	Enel Brasil SA	100.00%	82.27%
							Enel Green Power Desenvolvimento Ltda	0.00%	

Company name	Head quarters	Country	Share capital	Currency	Segment	Consolidation method	Held by	% holding	Group % holding
Enel Green Power São Gonçalo 10 SA (formerly Enel Green Power Projetos 15)	Teresina	BR	82,871,484.32	BRL		Line-by-line	Enel Brasil SA	100.00%	82.27%
Enel Green Power São Gonçalo 11 SA (formerly Enel Green Power Projetos 44 SA)	Teresina	BR	114,475,154.82	BRL		Line-by-line	Enel Brasil SA	100.00%	82.27%
Enel Green Power São Gonçalo 12 SA (formerly Enel Green Power Projetos 22 SA)	Teresina	BR	108,022,914.82	BRL		Line-by-line	Enel Brasil SA Enel Green Power Desenvolvimento Ltda	100.00% 0.00%	82.27%
Enel Green Power São Gonçalo 14	Teresina	BR	147,279,287.77	BRL		Line-by-line	Enel Brasil SA Enel Green Power Desenvolvimento Ltda	100.00% 0.00%	82.27%
Enel Green Power São Gonçalo 15	Teresina	BR	120,057,468.67	BRL		Line-by-line	Enel Brasil SA	100.00%	82.27%
Enel Green Power São Gonçalo 17 SA	Teresina	BR	122,007,042.67	BRL		Line-by-line	Enel Brasil SA Enel Green Power Desenvolvimento Ltda	100.00% 0.00%	82.27%
Enel Green Power São Gonçalo 18 SA (formerly Enel Green Power Ventos de Santa Ângela 13 SA)	Teresina	BR	120,981,744.40	BRL		Line-by-line	Enel Brasil SA Enel Green Power Desenvolvimento Ltda	100.00% 0.00%	82.27%
Enel Green Power São Gonçalo 19 SA	Teresina	BR	122,467,788.77	BRL		Line-by-line	Enel Brasil SA Enel Green Power Desenvolvimento Ltda	100.00% 0.00%	82.27%
Enel Green Power São Gonçalo 21 SA (formerly Enel Green Power Projetos 16)	Teresina	BR	89,994,200.26	BRL		Line-by-line	Alba Energia Ltda Enel Brasil SA	0.00% 100.00%	82.27%
Enel Green Power São Gonçalo 22 SA (formerly Enel Green Power Projetos 30)	Teresina	BR	89,787,960.25	BRL		Line-by-line	Alba Energia Ltda Enel Brasil SA	0.00% 100.00%	82.27%
Enel Green Power São Gonçalo 3 SA (formerly Enel Green Power Projetos 12)	Teresina	BR	75,324,686.12	BRL		Line-by-line	Alba Energia Ltda Enel Brasil SA	0.00% 100.00%	82.27%
Enel Green Power São Gonçalo 4 SA (formerly Enel Green Power Projetos 13)	Teresina	BR	82,925,257.61	BRL		Line-by-line	Alba Energia Ltda Enel Brasil SA	0.00% 100.00%	82.27%
Enel Green Power São Gonçalo 5 SA (formerly Enel Green Power Projetos 14)	Teresina	BR	82,230,525.15	BRL		Line-by-line	Alba Energia Ltda Enel Brasil SA	0.00% 100.00%	82.27%
Enel Green Power São Gonçalo 6 SA (formerly Enel Green Power Projetos 19 SA)	Teresina	BR	183,602,691.38	BRL		Line-by-line	Alba Energia Ltda Enel Brasil SA Enel Green Power Brasil Participações Ltda	0.00% 100.00% 0.00%	82.27%
Enel Green Power São Judas Eólica SA	Niterói	BR	82,674,900.00	BRL		Line-by-line	Enel Brasil SA Enel Green Power Desenvolvimento Ltda	98.26% 1.74%	82.27%
Enel Green Power São Micael 01 SA (formerly Enel Green Power São Gonçalo 9 SA)	Teresina	BR	1,000.00	BRL		Line-by-line	Alba Energia Ltda Enel Brasil SA	0.10% 99.90%	82.27%
Enel Green Power São Micael 02 SA (formerly Enel Green Power São Gonçalo 13)	Teresina	BR	1,000.00	BRL		Line-by-line	Alba Energia Ltda Enel Brasil SA	0.10% 99.90%	82.27%

Company name	Head quarters	Country	Share capital	Currency	Segment	Consolidation method	Held by	% holding	Group % holding
Enel Green Power São Micael 03 SA (formerly Enel Green Power São Gonçalo 16 SA)	Teresina	BR	1,000.00	BRL		Line-by-line	Alba Energia Ltda	0.10%	82.27%
							Enel Brasil SA	99.90%	
Enel Green Power São Micael 04 SA (formerly Enel Green Power São Gonçalo 20 SA)	Teresina	BR	1,000.00	BRL		Line-by-line	Enel Brasil SA	99.90%	82.27%
							Enel Green Power Desenvolvimento Ltda	0.10%	
Enel Green Power São Micael 05 SA	Teresina	BR	1,000.00	BRL		Line-by-line	Enel Brasil SA	99.90%	82.27%
							Enel Green Power Desenvolvimento Ltda	0.10%	
Enel Green Power Services LLC	Wilmington	US	100.00	USD		Line-by-line	Enel Green Power North America Inc.	100.00%	100.00%
Enel Green Power SHU SAE in liquidation	Cairo	EG	15,000,000.00	EGP		Line-by-line	Enel Green Power Egypt SAE	100.00%	100.00%
Enel Green Power Singapore Pte Ltd	Singapore	SG	8,000,000.00	SGD		Line-by-line	Enel Green Power SpA	100.00%	100.00%
Enel Green Power Solar Energy Srl	Rome	IT	10,000.00	EUR		Line-by-line	Enel Green Power Italia Srl	100.00%	100.00%
Enel Green Power Solar Metehara SpA	Rome	IT	50,000.00	EUR		Line-by-line	Enel Green Power SpA	100.00%	100.00%
Enel Green Power Solar Ngonye SpA (formerly Enel Green Power Africa Srl)	Rome	IT	50,000.00	EUR		AFS	EGP Matimba NewCo 2 Srl	100.00%	100.00%
Enel Green Power South Africa (Pty) Ltd	Johannesburg	ZA	1,000.00	ZAR		Line-by-line	Enel Green Power SpA	100.00%	100.00%
Enel Green Power South Africa 3 (Pty) Ltd	Gauteng	ZA	1,000.00	ZAR		Line-by-line	Enel Green Power SpA	100.00%	100.00%
Enel Green Power Stampede Solar Holdings LLC	Andover	US	1.00	USD		Line-by-line	Enel Kansas LLC	100.00%	100.00%
Enel Green Power Swift Wind LP	Calgary	CA	1,000.00	CAD		Line-by-line	Enel Alberta Wind Inc.	0.10%	100.00%
							Enel Green Power Canada Inc.	99.90%	
Enel Green Power Tacaicó Eólica SA	Rio de Janeiro	BR	50,034,360.00	BRL		Line-by-line	Enel Brasil SA	97.87%	82.27%
							Enel Green Power Desenvolvimento Ltda	2.13%	
Enel Green Power Tefnut SAE in liquidation	Cairo	EG	15,000,000.00	EGP		Line-by-line	Enel Green Power Egypt SAE	100.00%	100.00%
Enel Green Power Turkey Enerji Yatirimlari Anonim Şirketi	Istanbul	TR	37,141,108.00	TRY		Line-by-line	Enel Green Power SpA	100.00%	100.00%
Enel Green Power UB33 GmbH & Co. KG	Berlin	DE	75,000.00	EUR		Line-by-line	Enel Green Power Germany GmbH	100.00%	100.00%
Enel Green Power Ventos de Santa Ângela 1 SA	Teresina	BR	182,273,006.17	BRL		Line-by-line	Enel Brasil SA	100.00%	82.27%
							Ventos de Santa Ângela Energias Renováveis SA	0.00%	
Enel Green Power Ventos de Santa Ângela 10 SA (formerly Enel Green Power Projetos 21)	Teresina	BR	122,100,849.07	BRL		Line-by-line	Enel Brasil SA	100.00%	82.27%
							Ventos de Santa Ângela Energias Renováveis SA	0.00%	
Enel Green Power Ventos de Santa Ângela 11 SA (formerly Enel Green Power Projetos 23)	Teresina	BR	132,786,606.48	BRL		Line-by-line	Enel Brasil SA	100.00%	82.27%
							Ventos de Santa Ângela Energias Renováveis SA	0.00%	


























Company name	Head quarters	Country	Share capital	Currency	Segment	Consolidation method	Held by	% holding	Group % holding
Enel Green Power Ventos de Santa Ângela 14 SA (formerly Enel Green Power Projetos 24)	Teresina	BR	198,554,956.48	BRL		Line-by-line	Enel Brasil SA Ventos de Santa Ângela Energias Renováveis SA	100.00% 0.00%	82.27%
Enel Green Power Ventos de Santa Ângela 15 SA (formerly Enel Green Power Projetos 25)	Teresina	BR	125,100,849.07	BRL		Line-by-line	Enel Brasil SA Ventos de Santa Ângela Energias Renováveis SA	100.00% 0.00%	82.27%
Enel Green Power Ventos de Santa Ângela 17 SA (formerly Enel Green Power Projetos 26)	Teresina	BR	152,022,288.00	BRL		Line-by-line	Enel Brasil SA Ventos de Santa Ângela Energias Renováveis SA	100.00% 0.00%	82.27%
Enel Green Power Ventos de Santa Ângela 19 SA (formerly Enel Green Power Projetos 27)	Teresina	BR	95,587,248.00	BRL		Line-by-line	Enel Brasil SA Ventos de Santa Ângela Energias Renováveis SA	100.00% 0.00%	82.27%
Enel Green Power Ventos de Santa Ângela 2 SA	Teresina	BR	299,922,006.17	BRL		Line-by-line	Enel Brasil SA Ventos de Santa Ângela Energias Renováveis SA	100.00% 0.00%	82.27%
Enel Green Power Ventos de Santa Ângela 20 SA (formerly Enel Green Power Projetos 28)	Teresina	BR	92,895,408.95	BRL		Line-by-line	Enel Brasil SA Ventos de Santa Ângela Energias Renováveis SA	100.00% 0.00%	82.27%
Enel Green Power Ventos de Santa Ângela 21 SA (formerly Enel Green Power Projetos 29)	Teresina	BR	41,179,409.72	BRL		Line-by-line	Enel Brasil SA Ventos de Santa Ângela Energias Renováveis SA	100.00% 0.00%	82.27%
Enel Green Power Ventos de Santa Ângela 3 SA (formerly Enel Green Power Projetos 4)	Teresina	BR	99,786,606.48	BRL		Line-by-line	Enel Brasil SA Ventos de Santa Ângela Energias Renováveis SA	100.00% 0.00%	82.27%
Enel Green Power Ventos de Santa Ângela 4 SA (formerly Enel Green Power Projetos 6)	Teresina	BR	100,732,205.24	BRL		Line-by-line	Enel Brasil SA Ventos de Santa Ângela Energias Renováveis SA	100.00% 0.00%	82.27%
Enel Green Power Ventos de Santa Ângela 5 SA (formerly Enel Green Power Projetos 7)	Teresina	BR	84,786,606.48	BRL		Line-by-line	Enel Brasil SA Ventos de Santa Ângela Energias Renováveis SA	100.00% 0.00%	82.27%
Enel Green Power Ventos de Santa Ângela 6 SA (formerly Enel Green Power Projetos 8)	Teresina	BR	83,786,606.48	BRL		Line-by-line	Enel Brasil SA Ventos de Santa Ângela Energias Renováveis SA	100.00% 0.00%	82.27%
Enel Green Power Ventos de Santa Ângela 7 SA (formerly Enel Green Power Projetos 9)	Teresina	BR	81,245,805.55	BRL		Line-by-line	Enel Brasil SA Ventos de Santa Esperança Energias Renováveis SA	100.00% 0.00%	82.27%
Enel Green Power Ventos de Santa Ângela 8 SA (formerly Enel Green Power Projetos 18)	Teresina	BR	91,786,606.48	BRL		Line-by-line	Enel Brasil SA Ventos de Santa Ângela Energias Renováveis SA	100.00% 0.00%	82.27%
Enel Green Power Ventos de Santa Ângela 9 SA (formerly Enel Green Power Projetos 20)	Teresina	BR	118,786,606.00	BRL		Line-by-line	Enel Brasil SA Ventos de Santa Ângela Energias Renováveis SA	100.00% 0.00%	82.27%
Enel Green Power Ventos de Santa Ângela ACL 12 (formerly Enel Green Power Projetos 36)	Teresina	BR	94,727,364.09	BRL		Line-by-line	Enel Brasil SA Enel Green Power Desenvolvimento Ltda	100.00% 0.00%	82.27%

Company name	Head quarters	Country	Share capital	Currency	Segment	Consolidation method	Held by	% holding	Group % holding
Enel Green Power Ventos de Santa Ângela ACL 13 SA (formerly Enel Green Power Projetos 17 SA)	Teresina	BR	77,496,725.02	BRL		Line-by-line	Enel Brasil SA Enel Green Power Desenvolvimento Ltda	100.00% 0.00%	82.27%
Enel Green Power Ventos de Santa Ângela ACL 16 SA (formerly Enel Green Power Projetos 38 SA)	Teresina	BR	89,917,563.24	BRL		Line-by-line	Enel Brasil SA Enel Green Power Desenvolvimento Ltda	100.00% 0.00%	82.27%
Enel Green Power Ventos de Santa Ângela ACL 18 SA (formerly Enel Green Power Projetos 47 SA)	Teresina	BR	86,496,703.24	BRL		Line-by-line	Enel Brasil SA Enel Green Power Desenvolvimento Ltda	100.00% 0.00%	82.27%
Enel Green Power Ventos de Santa Esperança 08 SA (formerly Enel Green Power Projetos 34 SA)	Rio de Janeiro	BR	173,154,500.67	BRL		Line-by-line	Enel Brasil SA Enel Green Power Desenvolvimento Ltda	100.00% 0.00%	82.27%
Enel Green Power Ventos de Santa Esperança 1 SA (formerly Enel Green Power Fonte dos Ventos 1 SA)	Rio de Janeiro	BR	1,000.00	BRL		Line-by-line	Enel Brasil SA Enel Green Power Desenvolvimento Ltda	99.90% 0.10%	82.27%
Enel Green Power Ventos de Santa Esperança 13 (formerly Enel Green Power Projetos 33 SA)	Rio de Janeiro	BR	221,832,010.12	BRL		Line-by-line	Enel Brasil SA Enel Green Power Desenvolvimento Ltda	100.00% 0.00%	82.27%
Enel Green Power Ventos de Santa Esperança 15 SA	Rio de Janeiro	BR	292,888,027.82	BRL		Line-by-line	Enel Brasil SA Enel Green Power Desenvolvimento Ltda	100.00% 0.00%	82.27%
Enel Green Power Ventos de Santa Esperança 16 SA (formerly Enel Green Power Projetos 35 SA)	Rio de Janeiro	BR	252,240,012.65	BRL		Line-by-line	Enel Brasil SA Enel Green Power Desenvolvimento Ltda	100.00% 0.00%	82.27%
Enel Green Power Ventos de Santa Esperança 17 SA (formerly Enel Green Power Projetos 31 SA)	Rio de Janeiro	BR	252,240,012.65	BRL		Line-by-line	Enel Brasil SA Enel Green Power Desenvolvimento Ltda	100.00% 0.00%	82.27%
Enel Green Power Ventos de Santa Esperança 21 SA (formerly Enel Green Power Projetos 37 SA)	Rio de Janeiro	BR	276,814,829.93	BRL		Line-by-line	Enel Brasil SA Enel Green Power Desenvolvimento Ltda	100.00% 0.00%	82.27%
Enel Green Power Ventos de Santa Esperança 22 SA (formerly Enel Green Power Projetos 39 SA)	Rio de Janeiro	BR	274,625,153.91	BRL		Line-by-line	Enel Brasil SA Enel Green Power Desenvolvimento Ltda	100.00% 0.00%	82.27%
Enel Green Power Ventos de Santa Esperança 25 SA (formerly Enel Green Power Projetos 40 SA)	Rio de Janeiro	BR	171,324,007.59	BRL		Line-by-line	Enel Brasil SA Enel Green Power Desenvolvimento Ltda	100.00% 0.00%	82.27%
Enel Green Power Ventos de Santa Esperança 26 SA (formerly Enel Green Power Projetos 41 SA)	Rio de Janeiro	BR	344,251,125.91	BRL		Line-by-line	Enel Brasil SA Enel Green Power Desenvolvimento Ltda Enel Green Power Ventos de Santa Esperança 26 SA (formerly Enel Green Power Projetos 41 SA)	100.00% 0.00% 0.00%	82.27%

Company name	Head quarters	Country	Share capital	Currency	Segment	Consolidation method	Held by	% holding	Group % holding
Enel Green Power Ventos de Santa Esperança 3 SA	Rio de Janeiro	BR	1,000.00	BRL		Line-by-line	Enel Brasil SA Enel Green Power Desenvolvimento Ltda	99.90% 0.10%	82.27%
Enel Green Power Ventos de Santa Esperança 7 SA (formerly Enel Green Power Lagedo Alto SA)	Rio de Janeiro	BR	1,000.00	BRL		Line-by-line	Enel Brasil SA Enel Green Power Desenvolvimento Ltda	99.90% 0.10%	82.27%
Enel Green Power Ventos de Santa Esperança Participações SA (formerly Enel Green Power Cumaru 06 SA)	Rio de Janeiro	BR	1,000.00	BRL		Line-by-line	Enel Brasil SA Enel Green Power Desenvolvimento Ltda	99.90% 0.10%	82.27%
Enel Green Power Ventos de Santo Orestes 1 SA	Rio de Janeiro	BR	1,000.00	BRL		Line-by-line	Enel Brasil SA Enel Green Power Desenvolvimento Ltda	99.90% 0.10%	82.27%
Enel Green Power Ventos de Santo Orestes 2 SA	Rio de Janeiro	BR	1,000.00	BRL		Line-by-line	Enel Brasil SA Enel Green Power Desenvolvimento Ltda	99.90% 0.10%	82.27%
Enel Green Power Ventos de São Roque 01 SA	Teresina	BR	383,436,550.79	BRL		Line-by-line	Enel Brasil SA Enel Green Power Desenvolvimento Ltda	100.00% 0.00%	82.27%
Enel Green Power Ventos de São Roque 02 SA	Teresina	BR	369,758,650.79	BRL		Line-by-line	Enel Brasil SA Enel Green Power Desenvolvimento Ltda	100.00% 0.00%	82.27%
Enel Green Power Ventos de São Roque 03 SA	Teresina	BR	112,576,700.90	BRL		Line-by-line	Enel Brasil SA Enel Green Power Desenvolvimento Ltda	100.00% 0.00%	82.27%
Enel Green Power Ventos de São Roque 04 SA	Teresina	BR	379,980,530.79	BRL		Line-by-line	Enel Brasil SA Enel Green Power Desenvolvimento Ltda	100.00% 0.00%	82.27%
Enel Green Power Ventos de São Roque 05 SA	Teresina	BR	212,501,000.00	BRL		Line-by-line	Enel Brasil SA Enel Green Power Desenvolvimento Ltda	100.00% 0.00%	82.27%
Enel Green Power Ventos de São Roque 06 SA	Teresina	BR	112,501,000.00	BRL		Line-by-line	Enel Brasil SA Enel Green Power Desenvolvimento Ltda	99.90% 0.10%	82.27%
Enel Green Power Ventos de São Roque 07 SA	Teresina	BR	112,501,000.00	BRL		Line-by-line	Enel Brasil SA Enel Green Power Desenvolvimento Ltda	100.00% 0.00%	82.27%
Enel Green Power Ventos de São Roque 08 SA	Teresina	BR	337,473,758.00	BRL		Line-by-line	Enel Brasil SA Enel Green Power Desenvolvimento Ltda	100.00% 0.00%	82.27%
Enel Green Power Ventos de São Roque 11 SA	Teresina	BR	318,740,450.79	BRL		Line-by-line	Enel Brasil SA Enel Green Power Desenvolvimento Ltda	100.00% 0.00%	82.27%
Enel Green Power Ventos de São Roque 13 SA	Teresina	BR	112,501,000.00	BRL		Line-by-line	Enel Brasil SA Enel Green Power Desenvolvimento Ltda	100.00% 0.00%	82.27%

Company name	Head quarters	Country	Share capital	Currency	Segment	Consolidation method	Held by	% holding	Group % holding
Enel Green Power Ventos de São Roque 16 SA	Teresina	BR	353,284,550.79	BRL		Line-by-line	Enel Brasil SA Enel Green Power Desenvolvimento Ltda	100.00% 0.00%	82.27%
Enel Green Power Ventos de São Roque 17 SA	Teresina	BR	298,952,100.79	BRL		Line-by-line	Enel Brasil SA Enel Green Power Desenvolvimento Ltda	100.00% 0.00%	82.27%
Enel Green Power Ventos de São Roque 18 SA	Teresina	BR	332,473,758.81	BRL		Line-by-line	Enel Brasil SA Enel Green Power Desenvolvimento Ltda	100.00% 0.00%	82.27%
Enel Green Power Ventos de São Roque 19 SA	Teresina	BR	112,501,000.00	BRL		Line-by-line	Enel Brasil SA Enel Green Power Desenvolvimento Ltda	100.00% 0.00%	82.27%
Enel Green Power Ventos de São Roque 22 SA	Teresina	BR	112,501,000.00	BRL		Line-by-line	Enel Brasil SA Enel Green Power Desenvolvimento Ltda	100.00% 0.00%	82.27%
Enel Green Power Ventos de São Roque 26 SA	Teresina	BR	112,501,000.00	BRL		Line-by-line	Enel Brasil SA Enel Green Power Desenvolvimento Ltda	100.00% 0.00%	82.27%
Enel Green Power Ventos de São Roque 29 SA	Teresina	BR	112,501,000.00	BRL		Line-by-line	Enel Brasil SA Enel Green Power Desenvolvimento Ltda	100.00% 0.00%	82.27%
Enel Green Power Verwaltungs GmbH	Berlin	DE	25,000.00	EUR		Line-by-line	Enel Green Power Germany GmbH	100.00%	100.00%
Enel Green Power Vietnam LLC (Công ty TNHH Enel Green Power Việt Nam)	Ho Chi Minh City	VN	2,431,933.00	USD		Line-by-line	Enel Green Power SpA	100.00%	100.00%
Enel Green Power Villorosi Srl	Rome	IT	1,200,000.00	EUR		Line-by-line	Enel Green Power Italia Srl	51.00%	51.00%
Enel Green Power Volta Grande SA (formerly Enel Green Power Projetos I SA)	Niterói	BR	565,756,528.00	BRL		Line-by-line	Enel Brasil SA	100.00%	82.27%
Enel Green Power Zambia Limited	Lusaka	ZM	15,000.00	ZMW		Line-by-line	Enel Green Power Development Srl Enel Green Power South Africa (Pty) Ltd	1.00% 99.00%	100.00%
Enel Green Power Zeus II - Delfina 8 SA	Rio de Janeiro	BR	77,939,980.00	BRL		Line-by-line	Enel Brasil SA	100.00%	82.27%
Enel Green Power Zeus Sul 1 Ltda	Rio de Janeiro	BR	6,986,993.00	BRL		Line-by-line	Enel Brasil SA Enel Green Power Desenvolvimento Ltda	100.00% 0.00%	82.27%
Enel Green Power Zeus Sul 2 SA	Rio de Janeiro	BR	1,000.00	BRL		Line-by-line	Enel Brasil SA Enel Green Power Desenvolvimento Ltda	99.90% 0.10%	82.27%
Enel Grids Srl	Rome	IT	10,100,000.00	EUR		Line-by-line	Enel SpA	100.00%	100.00%
Enel Guatemala SA	Guatemala City	GT	67,208,000.00	GTQ		Line-by-line	Enel Américas SA Enel Colombia SA ESP	0.00% 100.00%	47.18%

Company name	Head quarters	Country	Share capital	Currency	Segment	Consolidation method	Held by	% holding	Group % holding
Enel Holding Finance Srl	Rome	IT	10,000.00	EUR		Line-by-line	Enel SpA	100.00%	100.00%
Enel Iberia SRLU	Madrid	ES	336,142,500.00	EUR		Line-by-line	Enel SpA	100.00%	100.00%
Enel Innovation Hubs Srl	Rome	IT	1,100,000.00	EUR		Line-by-line	Enel SpA	100.00%	100.00%
Enel Insurance NV	Amsterdam	NL	60,000.00	EUR		Line-by-line	Enel SpA	100.00%	100.00%
Enel Investment Holding BV	Amsterdam	NL	1,000,000.00	EUR		Line-by-line	Enel SpA	100.00%	100.00%
Enel Italia SpA	Rome	IT	100,000,000.00	EUR		Line-by-line	Enel SpA	100.00%	100.00%
Enel Kansas Development Holdings LLC	Andover	US	-	USD		Line-by-line	Enel Kansas LLC	100.00%	100.00%
Enel Kansas LLC	Wilmington	US	-	USD		Line-by-line	Enel Green Power North America Inc.	100.00%	100.00%
Enel Land HoldCo LLC	Andover	US	-	USD		Line-by-line	Enel Kansas LLC	100.00%	100.00%
Enel Logistics Srl	Rome	IT	1,000,000.00	EUR		Line-by-line	Enel Italia SpA	100.00%	100.00%
Enel Minnesota Holdings LLC	Minneapolis	US	-	USD		Line-by-line	EGP Geronimo Holding Company Inc.	100.00%	100.00%
Enel Nevkan Inc.	Wilmington	US	-	USD		Line-by-line	Enel Green Power North America Inc.	100.00%	100.00%
Enel North America Inc.	Andover	US	50.00	USD		Line-by-line	Enel SpA	100.00%	100.00%
Enel Operations Canada Ltd	Alberta	CA	1,000.00	CAD		Line-by-line	Enel Green Power Canada Inc.	100.00%	100.00%
Enel Panamá CAM Srl	Panama City	PA	3,001.00	USD		Line-by-line	Enel Américas SA Enel Colombia SA ESP	0.03% 99.97%	47.19%
Enel Perú SAC	San Miguel	PE	5,361,789,105.00	PEN		Line-by-line	Enel Américas SA	100.00%	82.27%
Enel Produzione SpA	Rome	IT	1,800,000,000.00	EUR	  	Line-by-line	Enel Italia SpA	100.00%	100.00%
Enel Renewable Srl	Panama City	PA	10,100.00	USD		Line-by-line	Enel Colombia SA ESP Enel Panamá CAM Srl	0.99% 99.01%	47.19%
Enel Rinnovabile SA de Cv	Mexico City	MX	100.00	MXN		Line-by-line	Enel Green Power Global Investment BV Enel Green Power México S de RL de Cv	99.00% 1.00%	100.00%
Enel Roadrunner Solar Project Holdings II LLC	Andover	US	-	USD		Line-by-line	Enel Green Power Roadrunner Solar Project Holdings II LLC	100.00%	100.00%
Enel Roadrunner Solar Project Holdings LLC	Dover	US	100.00	USD		Line-by-line	Enel Green Power Roadrunner Solar Project Holdings LLC	100.00%	100.00%
Enel Romania SA	Buftea	RO	200,000.00	RON		Discontinued operations	Enel SpA	100.00%	100.00%





















Company name	Head quarters	Country	Share capital	Currency	Segment	Consolidation method	Held by	% holding	Group % holding
Enel Salt Wells LLC	Fallon	US	-	USD		Line-by-line	Enel Geothermal LLC	100.00%	100.00%
Enel Saudi Arabia Limited	Al Khobar	SA	1,000,000.00	SAR		Line-by-line	e-distribuzione SpA	60.00%	60.00%
Enel Servicii Comune SA	Bucharest	RO	33,000,000.00	RON		Discontinued operations	E-Distribuție Banat SA	50.00%	51.00%
							E-Distribuție Dobrogea SA	50.00%	
Enel Sole Srl	Rome	IT	4,600,000.00	EUR		Line-by-line	Enel Italia SpA	100.00%	100.00%
Enel Soluções Energéticas Ltda	Rio de Janeiro	BR	42,863,000.00	BRL		Line-by-line	Enel Brasil SA	100.00%	82.27%
							Enel Green Power Desenvolvimento Ltda	0.00%	
							Enel Soluções Energéticas Ltda	0.00%	
Enel Stillwater LLC	Wilmington	US	-	USD		Line-by-line	Enel Geothermal LLC	100.00%	100.00%
Enel Surprise Valley LLC	Wilmington	US	-	USD		Line-by-line	Enel Kansas LLC	100.00%	100.00%
Enel Texkan Inc.	Wilmington	US	100.00	USD		Line-by-line	Chi Power Inc.	100.00%	100.00%
Enel Trade Energy Srl	Bucharest	RO	2,437,050.00	RON		Discontinued operations	Enel Romania SA	100.00%	100.00%
Enel Trade Serbia doo Beograd in liquidation	Belgrade	RS	300,000.00	EUR		Line-by-line	Enel Global Trading SpA	100.00%	100.00%
Enel Trading Argentina Srl	Buenos Aires	AR	14,011,100.00	ARS		Line-by-line	Enel Américas SA	55.00%	82.26%
							Enel Argentina SA	45.00%	
Enel Trading Brasil SA	Rio de Janeiro	BR	5,280,312.00	BRL		Line-by-line	Enel Brasil SA	100.00%	82.27%
Enel Trading North America LLC	Wilmington	US	10,000,000.00	USD		Line-by-line	Enel North America Inc.	100.00%	100.00%
Enel Uruguay SA	Montevideo	UY	20,000.00	UYU		Line-by-line	Enel Brasil SA	100.00%	82.27%
Enel Vayu (Project 2) Private Limited	Gurugram	IN	45,000,000.00	INR		Line-by-line	Enel Green Power India Private Limited	100.00%	100.00%
Enel Wind Project (Amber) Private Limited	New Delhi	IN	5,000,000.00	INR		Line-by-line	Enel Green Power India Private Limited	100.00%	100.00%
Enel X Advisory Services North America Inc.	Boston	US	-	USD		Line-by-line	Enel X Advisory Services Srl	100.00%	100.00%
Enel X Advisory Services Srl	Rome	IT	-	EUR		Line-by-line	Enel X Srl	100.00%	100.00%
Enel X Advisory Services UK Limited	London	GB	502.00	GBP		Line-by-line	Enel X Advisory Services Srl	100.00%	100.00%
Enel X Advisory Services USA LLC	Boston	US	-	USD		Line-by-line	Enel X North America Inc.	100.00%	100.00%
Enel X Arecibo LLC	Boston	US	-	USD		Line-by-line	Enel X Pr Holdings LLC	100.00%	100.00%
Enel X Argentina SAU	Buenos Aires	AR	127,800,000.00	ARS		Line-by-line	Enel X International Srl	100.00%	100.00%
Enel X Asputeck Ave. Project LLC	Boston	US	-	USD		Line-by-line	Enel X Finance Partner LLC	100.00%	100.00%

Company name	Head quarters	Country	Share capital	Currency	Segment	Consolidation method	Held by	% holding	Group % holding
Enel X Australia Holding (Pty) Ltd	Melbourne	AU	28,424,578.00	AUD	✘	Line-by-line	Enel X International Srl	100.00%	100.00%
Enel X Australia (Pty) Ltd	Melbourne	AU	7,209,880.00	AUD	✘	Line-by-line	Energy Response Holdings (Pty) Ltd	100.00%	100.00%
Enel X Battery Storage Limited Partnership	Oakville	CA	10,000.00	CAD	✘✘✘	Line-by-line	Enel X Canada Holding Inc. Enel X Canada Ltd	0.01% 99.99%	100.00%
Enel X Brasil Gerenciamento de Energia Ltda	Sorocaba	BR	5,538,403.00	BRL	✘	Line-by-line	Enel X Ireland Limited EnerNOC UK II Limited	0.00% 100.00%	100.00%
Enel X Brasil SA	Niterói	BR	471,725,892.00	BRL	✘	Line-by-line	Enel Brasil SA	100.00%	82.27%
Enel X Canada Holding Inc.	Oakville	CA	1,000.00	CAD	✘✘✘	Line-by-line	Enel X Canada Ltd	100.00%	100.00%
Enel X Canada Ltd	Mississauga	CA	1,000.00	CAD	✘✘✘	Line-by-line	Enel North America Inc.	100.00%	100.00%
Enel X Chile SpA	Santiago de Chile	CL	3,341,831,929.00	CLP	✘✘✘	Line-by-line	Enel Chile SA	100.00%	64.93%
Enel X College Ave. Project LLC	Boston	US	-	USD	✘	Line-by-line	Enel X MA Holdings LLC	100.00%	100.00%
Enel X Colombia SAS ESP	Bogotá	CO	50,368,000.00	COP	✘	Line-by-line	Enel Colombia SA ESP	100.00%	47.18%
Enel X Federal LLC	Boston	US	5,000.00	USD	✘✘✘	Line-by-line	Enel X North America Inc.	100.00%	100.00%
Enel X Finance Partner LLC	Boston	US	100.00	USD	✘✘✘	Line-by-line	Enel X North America Inc.	100.00%	100.00%
Enel X Financial Services Srl	Rome	IT	1,000,000.00	EUR	✘	Equity	Mooney Group SpA	100.00%	50.00%
Enel X Germany GmbH	Berlin	DE	25,000.00	EUR	✘	Line-by-line	Enel X International Srl	100.00%	100.00%
Enel X Hayden Rowe St. Project LLC	Boston	US	100.00	USD	✘	Line-by-line	Enel X MA Holdings LLC	100.00%	100.00%
Enel X International Srl	Rome	IT	100,000.00	EUR	✘	Line-by-line	Enel X Srl	100.00%	100.00%
Enel X Ireland Limited	Dublin	IE	10,841.00	EUR	✘	Line-by-line	Enel X International Srl	100.00%	100.00%
Enel X Italia Srl	Rome	IT	200,000.00	EUR	✘	Line-by-line	Enel Italia SpA	100.00%	100.00%
Enel X Japan KK	Tokyo	JP	1,030,000,000.00	JPY	✘	Line-by-line	Enel X International Srl	100.00%	100.00%
Enel X KOMIPO Solar Limited	Seoul	KR	8,472,600,000.00	KRW	✘	Line-by-line	Enel X Korea Limited	80.00%	80.00%
Enel X Korea Limited	Seoul	KR	11,800,000,000.00	KRW	✘	Line-by-line	Enel X International Srl	100.00%	100.00%
Enel X Las Piedras LLC	Boston	US	-	USD	✘✘✘	Line-by-line	Enel X Pr Holdings LLC	100.00%	100.00%
Enel X MA Holdings LLC	Boston	US	100.00	USD	✘	Line-by-line	Enel X Finance Partner LLC	100.00%	100.00%
Enel X MA PV Portfolio 1 LLC	Boston	US	-	USD	✘	Line-by-line	Enel X MA Holdings LLC	100.00%	100.00%























Company name	Head quarters	Country	Share capital	Currency	Segment	Consolidation method	Held by	% holding	Group % holding
Enel X MA PV Portfolio 2 LLC	Boston	US	-	USD	✕	Line-by-line	Enel X Project MP Holdings LLC	100.00%	100.00%
Enel X MA PV Portfolio 3 LLC	Boston	US	-	USD	✕	Line-by-line	Enel X Finance Partner LLC	100.00%	100.00%
Enel X México S de RL de Cv	Mexico City	MX	39,921,546.00	MXN	✕	Line-by-line	Enel Green Power México S de RL de Cv	0.00%	100.00%
							Enel X International Srl	100.00%	
Enel X Mobility Srl	Rome	IT	100,000.00	EUR	✕✕✕	Line-by-line	Enel Italia SpA	100.00%	100.00%
Enel X Morrissey Blvd. Project LLC	Boston	US	100.00	USD	✕	Line-by-line	Enel X MA Holdings LLC	100.00%	100.00%
Enel X New Zealand Limited	Wellington	NZ	313,606.00	AUD	✕	Line-by-line	Energy Response Holdings (Pty) Ltd	100.00%	100.00%
Enel X North America Inc.	Boston	US	1,000.00	USD	✕✕✕	Line-by-line	Enel North America Inc.	100.00%	100.00%
Enel X Norway AS	Porsgrunn	NO	11,000,000.00	NOK	✕✕✕	Line-by-line	Enel X Way Srl	100.00%	100.00%
Enel X Perú SAC	San Miguel	PE	12,005,000.00	PEN	✕✕✕	Line-by-line	Enel Perú SAC	100.00%	82.27%
Enel X Polska Sp. zo.o.	Warsaw	PL	12,275,150.00	PLN	✕	Line-by-line	Enel X Ireland Limited	100.00%	100.00%
Enel X Pr Holdings LLC	Boston	US	-	USD	✕	Line-by-line	Enel X Finance Partner LLC	100.00%	100.00%
Enel X Project MP Holdings LLC	Boston	US	-	USD	✕	Line-by-line	Enel X Project MP Sponsor LLC	100.00%	100.00%
Enel X Project MP Sponsor LLC	Boston	US	-	USD	✕	Line-by-line	Enel X North America Inc.	100.00%	100.00%
Enel X Romania Srl	Bucharest	RO	7,044,450.00	RON	✕	Discontinued operations	Enel X International Srl	99.97%	100.00%
							Enel X Srl	0.03%	
Enel X Rus LLC	Moscow	RU	8,000,000.00	RUB	✕	Line-by-line	Enel X International Srl	99.00%	99.00%
Enel X Srl	Rome	IT	1,050,000.00	EUR	✕	Line-by-line	Enel SpA	100.00%	100.00%
Enel X Services India Private Limited	Mumbai City	IN	45,000.00	INR	✕	Line-by-line	Enel X International Srl	100.00%	100.00%
							Enel X North America Inc.	0.00%	
Enel X Singapore Pte Ltd	Singapore	SG	1,212,000.00	SGD	✕	Line-by-line	Enel X International Srl	100.00%	100.00%
Enel X Taiwan Co. Ltd	Taipei City	TW	76,100,000.00	TWD	✕	Line-by-line	Enel X Ireland Limited	100.00%	100.00%
Enel X UK Limited	London	GB	32,628.00	GBP	✕	Line-by-line	Enel X International Srl	100.00%	100.00%
Enel X Way (Shanghai) Co. Ltd	Shanghai	CN	3,500,000.00	USD	✕✕✕	Line-by-line	Enel X Way Srl	100.00%	100.00%
Enel X Way Brasil SA	Rio de Janeiro	BR	3,045,337.00	BRL	✕✕✕	Line-by-line	Enel Brasil SA	20.00%	96.45%
							Enel X Way Srl	80.00%	
Enel X Way Canada Holding Ltd	Vancouver	CA	-	CAD	✕✕✕	Line-by-line	Enel X Way Srl	100.00%	100.00%



Company name	Head quarters	Country	Share capital	Currency	Segment	Consolidation method	Held by	% holding	Group % holding
Enel X Way Chile SpA	Santiago de Chile	CL	11,229,030,071.00	CLP		Line-by-line	Enel Chile SA	49.00%	82.81%
							Enel X Way Srl	51.00%	
Enel X Way France SAS	Paris	FR	2,901,000.00	EUR		Line-by-line	Enel X Way Srl	100.00%	100.00%
Enel X Way Germany GmbH	Berlin	DE	25,000.00	EUR		Line-by-line	Enel X Way Srl	100.00%	100.00%
Enel X Way Italia Srl	Rome	IT	5,000,000.00	EUR		Line-by-line	Enel X Way Srl	100.00%	100.00%
Enel X Way North America Inc.	San Carlos	US	0.10	USD		Line-by-line	Enel X Way Srl	100.00%	100.00%
Enel X Way Perú SAC	Lima	PE	1,561,900.00	PEN		Line-by-line	Enel Perú SAC	20.00%	96.45%
							Enel X Way Srl	80.00%	
Enel X Way Romania Srl	Bucharest	RO	12,778,740.00	RON		Discontinued operations	Enel X Way Srl	100.00%	100.00%
Enel X Way Srl	Rome	IT	6,026,000.00	EUR		Line-by-line	Enel SpA	100.00%	100.00%
Enel X Way Sweden AB	Stockholm	SE	50,000.00	SEK		Line-by-line	Enel X Way Srl	100.00%	100.00%
Enel X Way UK Limited	London	GB	1.00	GBP		Line-by-line	Enel X Way Srl	100.00%	100.00%
Enel X Way USA LLC	San Carlos	US	-	USD		Line-by-line	Enel X Way North America Inc.	100.00%	100.00%
Enel X Wood St. Project LLC	Boston	US	-	USD		Line-by-line	Enel X Finance Partner LLC	100.00%	100.00%
Enel X Woodland Solar Project LLC	Boston	US	-	USD		Line-by-line	Enel X Finance Partner LLC	100.00%	100.00%
EnelPower Contractor and Development Saudi Arabia Ltd	Riyadh	SA	5,000,000.00	SAR		Line-by-line	EnelPower Srl	51.00%	51.00%
EnelPower do Brasil Ltda	Rio de Janeiro	BR	5,689,000.00	BRL		Line-by-line	Enel Brasil SA	100.00%	82.27%
							Energía y Servicios South America SpA	0.00%	
EnelPower Srl	Milan	IT	2,000,000.00	EUR		Line-by-line	Enel SpA	100.00%	100.00%
Energética Monzón SAC	San Miguel	PE	6,463,000.00	PEN		Line-by-line	Enel Green Power Perú SAC	100.00%	82.27%
							Energía y Servicios South America SpA	0.00%	
Energía Base Natural SLU	Valencia	ES	3,000.00	EUR		Line-by-line	Enel Green Power España SLU	100.00%	70.12%
Energía Ceuta XXI Comercializadora de Referencia SAU	Ceuta	ES	65,000.00	EUR		Line-by-line	Empresa de Alumbrado Eléctrico de Ceuta SA	100.00%	67.61%
Energía Eólica Ábrego SLU	Madrid	ES	3,576.00	EUR		Line-by-line	Enel Green Power España SLU	100.00%	70.12%
Energía Eólica Galerna SLU	Madrid	ES	3,413.00	EUR		Line-by-line	Enel Green Power España SLU	100.00%	70.12%
Energía Eólica Gregal SLU	Madrid	ES	3,250.00	EUR		Line-by-line	Enel Green Power España SLU	100.00%	70.12%
Energía Global de México (Enermex) SA de Cv	Mexico City	MX	50,000.00	MXN		Line-by-line	Enel Green Power SpA	99.00%	99.00%





Company name	Head quarters	Country	Share capital	Currency	Segment	Consolidation method	Held by	% holding	Group % holding
Energía Global Operaciones Srl	San José	CR	10,000.00	CRC		Line-by-line	Enel Costa Rica CAM SA	100.00%	47.18%
Energía Limpia de Amistad SA de Cv	Mexico City	MX	33,452,769.00	MXN		Equity	Tenedora de Energía Renovable Sol y Viento SAPI de Cv	60.80%	20.00%
Energía Limpia de Palo Alto SA de Cv	Mexico City	MX	673,583,489.00	MXN		Equity	Tenedora de Energía Renovable Sol y Viento SAPI de Cv	60.80%	20.00%
Energía Limpia de Puerto Libertad S de RL de Cv	Mexico City	MX	2,953,980.00	MXN		Line-by-line	Enel Green Power México S de RL de Cv Enel Rinnovabile SA de Cv	0.01% 99.99%	100.00%
Energía Marina SpA	Santiago de Chile	CL	2,404,240,000.00	CLP		Equity	Enel Green Power Chile SA	25.00%	16.23%
Energía Neta Sa Caseta Lucmajor SLU	Palma de Mallorca	ES	9,000.00	EUR		Line-by-line	Enel Green Power España SLU	100.00%	70.12%
Energía XXI Comercializadora de Referencia SLU	Madrid	ES	2,000,000.00	EUR		Line-by-line	Endesa Energía SAU	100.00%	70.12%
Energía y Naturaleza SLU	Valencia	ES	3,000.00	EUR		Line-by-line	Enel Green Power España SLU	100.00%	70.12%
Energía y Servicios South America SpA	Santiago de Chile	CL	12,120,575.70	USD		Line-by-line	Enel Américas SA	100.00%	82.27%
Energías Alternativas del Sur SL	Las Palmas de Gran Canaria	ES	546,919.10	EUR		Line-by-line	Enel Green Power España SLU	54.95%	38.53%
Energías de Aragón I SLU	Zaragoza	ES	3,200,000.00	EUR		Line-by-line	Endesa Red SAU	100.00%	70.12%
Energías de Graus SL	Barcelona	ES	1,298,160.00	EUR		Line-by-line	Enel Green Power España SLU	66.67%	46.75%
Energías Especiales de Careón SA	Santiago de Compostela	ES	270,450.00	EUR		Line-by-line	Enel Green Power España SLU	97.00%	68.01%
Energías Especiales de Peña Armada SAU	Madrid	ES	963,300.00	EUR		Line-by-line	Enel Green Power España SLU	100.00%	70.12%
Energías Especiales del Alto Ulla SAU	Madrid	ES	9,210,840.00	EUR		Line-by-line	Enel Green Power España SLU	100.00%	70.12%
Energías Especiales del Bierzo SA	Torre del Bierzo	ES	1,635,000.00	EUR		Equity	Enel Green Power España SLU	50.00%	35.06%
Energías Limpias de Carmona SL	Seville	ES	7,000.00	EUR		Equity	Envatios Promoción I SLU Envatios Promoción II SLU Envatios Promoción III SLU	6.25% 6.25% 6.25%	13.15%
Energías Renovables La Mata SA de Cv	Mexico City	MX	656,615,400.00	MXN		Line-by-line	Enel Green Power México S de RL de Cv Enel Rinnovabile SA de Cv	99.00% 1.00%	100.00%
Energie Electrique de Tahaddart SA	Tangier	MA	306,160,000.00	MAD		Equity	Endesa Generación SAU	32.00%	22.44%
Energó Sonne Srl	Bucharest	RO	31,520.00	RON		Discontinued operations	Enel Green Power Romania Srl	100.00%	100.00%
Energotel AS	Bratislava	SK	2,191,200.00	EUR		-	Slovenské elektrárne AS	20.00%	6.60%


Company name	Head quarters	Country	Share capital	Currency	Segment	Consolidation method	Held by	% holding	Group % holding
ENergy Hydro Plave Srl in liquidation	Belluno	IT	800,000.00	EUR		Line-by-line	Enel Produzione SpA	100.00%	100.00%
Energy Podium Private Company	Katerini Pieria	GR	4,001.00	EUR		Discontinued operations	Enel Green Power Hellas SA	0.02%	0.02%
Energy Response Holdings (Pty) Ltd	Melbourne	AU	35,128,517.00	AUD		Line-by-line	Enel X Australia Holding (Pty) Ltd	100.00%	100.00%
EnerNOC GmbH	Munich	DE	25,000.00	EUR		Line-by-line	Enel X North America Inc.	100.00%	100.00%
EnerNOC Ireland Limited	Dublin	IE	10,589.00	EUR		Line-by-line	Enel X Ireland Limited	100.00%	100.00%
EnerNOC UK II Limited	London	GB	21,000.00	GBP		Line-by-line	Enel X UK Limited	100.00%	100.00%
Enigma Green Power 1 SLU	Madrid	ES	3,000.00	EUR		Line-by-line	Shark Power SLU	100.00%	70.12%
Entech (China) Information Technology Co. Ltd	Shenzhen	CN	140,000.00	USD		Equity	EnerNOC UK II Limited	50.00%	50.00%
Entech Utility Service Bureau Inc.	Lutherville	US	1,500.00	USD		Line-by-line	Enel X North America Inc.	100.00%	100.00%
Envaios Promoción I SLU	Madrid	ES	3,000.00	EUR		Line-by-line	Enel Green Power España SLU	100.00%	70.12%
Envaios Promoción II SLU	Madrid	ES	3,000.00	EUR		Line-by-line	Enel Green Power España SLU	100.00%	70.12%
Envaios Promoción III SLU	Madrid	ES	3,000.00	EUR		Line-by-line	Enel Green Power España SLU	100.00%	70.12%
Envaios Promoción XX SLU	Madrid	ES	3,000.00	EUR		Line-by-line	Enel Green Power España SLU	100.00%	70.12%
Eólica Valle del Ebro SA	Zaragoza	ES	3,561,342.50	EUR		Line-by-line	Enel Green Power España SLU	50.50%	35.41%
Eólica Zopiloapan SA de Cv	Mexico City	MX	1,877,201.54	MXN		Line-by-line	Enel Green Power México S de RL de Cv Enel Green Power Partecipazioni Speciali Srl	56.98% 39.50%	96.48%
Eólicas de Agaete SL	Las Palmas de Gran Canaria	ES	240,400.00	EUR		Line-by-line	Enel Green Power España SLU	80.00%	56.09%
Eólicas de Fuencaliente SA	Las Palmas de Gran Canaria	ES	216,360.00	EUR		Line-by-line	Enel Green Power España SLU	55.00%	38.56%
Eólicas de Fuerteventura AIE	Puerto del Rosario	ES	-	EUR		Equity	Enel Green Power España SLU	40.00%	28.05%
Eólicas de la Patagonia SA	Buenos Aires	AR	480,930.00	ARS		Equity	Enel Green Power España SLU	50.00%	35.06%
Eólicas de Lanzarote SL	Las Palmas de Gran Canaria	ES	1,758,000.00	EUR		Equity	Enel Green Power España SLU	40.00%	28.05%
Eólicas de Tenerife AIE	Santa Cruz de Tenerife	ES	420,708.40	EUR		Equity	Enel Green Power España SLU	50.00%	35.06%
Eólicos de Tirajana SL	Las Palmas de Gran Canaria	ES	3,000.00	EUR		Line-by-line	Enel Green Power España SLU	60.00%	42.07%
Epresa Energia SA	Cadiz	ES	2,500,000.00	EUR		Equity	Endesa Red SAU	50.00%	35.06%

Company name	Head quarters	Country	Share capital	Currency	Segment	Consolidation method	Held by	% holding	Group % holding
Ermis 2 Energieaki Private Company	Grevena	GR	1,002.00	EUR		Discontinued operations	Enel Green Power Hellas SA	0.10%	0.10%
E-Solar 2 Srl	Rome	IT	2,500.00	EUR		Line-by-line	Enel Green Power Italia Srl	100.00%	100.00%
E-Solar Srl	Rome	IT	2,500.00	EUR		Line-by-line	Enel Green Power Italia Srl	100.00%	100.00%
Essaouira Wind Farm	Casablanca	MA	300,000.00	MAD		Equity	Nareva Enel Green Power Morocco SA	70.00%	35.00%
European Energy Exchange AG	Leipzig	DE	40,050,000.00	EUR		-	Enel Global Trading SpA	2.38%	2.38%
Evacuación Carmona 400-220 kV Renovables SL	Seville	ES	10,003.00	EUR		Equity	Envatios Promoción I SLU	3.13%	6.58%
							Envatios Promoción II SLU	3.13%	
							Envatios Promoción III SLU	3.13%	
Evolution Wind Project LLC	Andover	US	1.00	USD		Line-by-line	Enel Kansas LLC	100.00%	100.00%
Ewiva Srl	Milan	IT	1,000,000.00	EUR		Equity	Enel X Way Srl	50.00%	50.00%
Expedition Solar Project LLC	Andover	US	1.00	USD		Line-by-line	Enel Kansas LLC	100.00%	100.00%
Explorer Solar Project LLC	Andover	US	1.00	USD		Line-by-line	Enel Kansas LLC	100.00%	100.00%
Explorer Wind Project LLC	Andover	US	1.00	USD		Line-by-line	Enel Kansas LLC	100.00%	100.00%
Explotaciones Eólicas de Escucha SA	Zaragoza	ES	3,505,000.00	EUR		Line-by-line	Enel Green Power España SLU	70.00%	49.08%
Explotaciones Eólicas El Puerto SA	Zaragoza	ES	3,230,000.00	EUR		Line-by-line	Enel Green Power España SLU	73.60%	51.61%
Explotaciones Eólicas Santo Domingo de Luna SA	Zaragoza	ES	100,000.00	EUR		Line-by-line	Enel Green Power España SLU	51.00%	35.76%
Explotaciones Eólicas Saso Plano SA	Zaragoza	ES	5,488,500.00	EUR		Line-by-line	Enel Green Power España SLU	65.00%	45.58%
Explotaciones Eólicas Sierra Costera SA	Zaragoza	ES	8,046,800.00	EUR		Line-by-line	Enel Green Power España SLU	90.00%	63.11%
Explotaciones Eólicas Sierra La Virgen SA	Zaragoza	ES	4,200,000.00	EUR		Line-by-line	Enel Green Power España SLU	90.00%	63.11%
Farrier Station Energy Storage Project LLC	Andover	US	1.00	USD		Line-by-line	Enel Kansas LLC	100.00%	100.00%
Fayette Solar I LLC	Andover	US	1.00	USD		Line-by-line	Brick Road Solar Holdings LLC	100.00%	100.00%
Fazenda Aroeira Empreendimento de Energia Ltda	Rio de Janeiro	BR	2,362,045.90	BRL		Line-by-line	Enel Brasil SA	100.00%	82.27%
Fence Post Solar Holdings LLC	Andover	US	1.00	USD		Line-by-line	Enel Green Power Fence Post Solar Holdings LLC	100.00%	100.00%
Fence Post Solar Project LLC	Andover	US	-	USD		Line-by-line	Enel Kansas Development Holdings LLC	100.00%	100.00%
Fenner Wind Holdings LLC	Dover	US	100.00	USD		Line-by-line	Enel Kansas LLC	100.00%	100.00%






















Company name	Head quarters	Country	Share capital	Currency	Segment	Consolidation method	Held by	% holding	Group % holding
Field Day Solar Project LLC	Andover	US	1.00	USD		Line-by-line	Enel Kansas LLC	100.00%	100.00%
Finocchiara Solar Srl	Rome	IT	10,000.00	EUR		Line-by-line	Enel Green Power Italia Srl	100.00%	100.00%
Finsec Lab Ltd	Tel Aviv	IL	100.00	ILS		Equity	Enel X Srl	30.00%	30.00%
Flagpay Srl	Milan	IT	10,000.00	EUR		Equity	PayTipper SpA	100.00%	50.00%
Flat Rock Wind Project LLC	Andover	US	1.00	USD		Line-by-line	Tradewind Energy Inc.	100.00%	100.00%
Flat Rocks Girgarre Cohuna Finco (Pty) Ltd	Sydney	AU	120.00	AUD		AFS	Cohuna Solar Farm Trust	33.33%	100.00%
							Flat Rocks One Wind Farm Trust	33.33%	
							Girgarre Solar Farm Trust	33.33%	
Flat Rocks One Wind Farm (Pty) Ltd	Sydney	AU	100.00	AUD		AFS	Enel Green Power Flat Rocks One Holding (Pty) Ltd	100.00%	100.00%
Flat Rocks One Wind Farm Trust	Sydney	AU	100.00	AUD		AFS	Enel Green Power Flat Rocks One Holding Trust	100.00%	100.00%
Flat Top Solar Project LLC	Andover	US	-	USD		Line-by-line	Enel Kansas LLC	100.00%	100.00%
Flint Rock Solar Project LLC	Andover	US	-	USD		Line-by-line	Enel Kansas LLC	100.00%	100.00%
Florence Hills LLC	Minneapolis	US	-	USD		Line-by-line	Chi Minnesota Wind LLC	51.00%	51.00%
Flowing Spring Farms LLC	Andover	US	1.00	USD		Line-by-line	Brick Road Solar Holdings LLC	100.00%	100.00%
Fontibón ZE SAS	Bogotá	CO	392,420,000.00	COP		AFS	Bogotá ZE SAS	100.00%	47.18%
Fótons de Santo Anchieta Energias Renováveis SA	Rio de Janeiro	BR	577,000.00	BRL		Line-by-line	Enel Brasil SA	100.00%	82.27%
Fotovoltaica Yuncillos SLU	Madrid	ES	3,000.00	EUR		Line-by-line	Enel Green Power España SLU	100.00%	70.12%
Fourmile Wind Project LLC	Andover	US	1.00	USD		Line-by-line	Tradewind Energy Inc.	100.00%	100.00%
Fox Run Energy Project LLC	Andover	US	1.00	USD		Line-by-line	Enel Kansas LLC	100.00%	100.00%
Franklintown Farm LLC	Andover	US	1.00	USD		Line-by-line	Brick Road Solar Holdings LLC	100.00%	100.00%
Freedom Energy Storage LLC	Andover	US	-	USD		Line-by-line	Enel Energy Storage Holdings LLC (formerly EGP Energy Storage Holdings LLC)	100.00%	100.00%
Front Marítim del Besòs SL	Barcelona	ES	9,000.00	EUR		Equity	Endesa Generación SAU	61.37%	43.03%
Frontiersman Solar Project LLC	Andover	US	1.00	USD		Line-by-line	Enel Kansas LLC	100.00%	100.00%
FRV Corchitos I SLU	Madrid	ES	75,800.00	EUR		Line-by-line	Enel Green Power España SLU	100.00%	70.12%





















Company name	Head quarters	Country	Share capital	Currency	Segment	Consolidation method	Held by	% holding	Group % holding
FRV Corchitos II Solar SLU	Madrid	ES	22,000.00	EUR		Line-by-line	Enel Green Power España SLU	100.00%	70.12%
FRV Gibalbín - Jerez SLU	Madrid	ES	23,000.00	EUR		Line-by-line	Enel Green Power España SLU	100.00%	70.12%
FRV Tarifa SLU	Madrid	ES	3,000.00	EUR		Line-by-line	Enel Green Power España SLU	100.00%	70.12%
FRV Villalobillos SLU	Madrid	ES	3,000.00	EUR		Line-by-line	Enel Green Power España SLU	100.00%	70.12%
FRV Zamora Solar 1 SLU	Madrid	ES	3,000.00	EUR		Line-by-line	Enel Green Power España SLU	100.00%	70.12%
FRV Zamora Solar 3 SLU	Madrid	ES	3,000.00	EUR		Line-by-line	Enel Green Power España SLU	100.00%	70.12%
FRWF Stage 1 (Pty) Ltd	Sydney	AU	100.00	AUD		Line-by-line	Enel Green Power Australia (Pty) Ltd	100.00%	100.00%
Fundamental Recognized Systems SLU	Andorra	ES	3,000.00	EUR		Line-by-line	Enel Green Power España SLU	100.00%	70.12%
Furatena Solar 1 SLU	Madrid	ES	3,000.00	EUR		Line-by-line	Enel Green Power España SLU	100.00%	70.12%
Ganado Solar Holdings LLC	Andover	US	1.00	USD		Line-by-line	Enel Green Power Ganado Solar Holdings LLC	100.00%	100.00%
Ganado Solar LLC	Andover	US	-	USD		Line-by-line	Ganado Solar Holdings LLC	100.00%	100.00%
Ganado Storage LLC	Andover	US	1.00	USD		Line-by-line	Enel Kansas LLC	100.00%	100.00%
Garob Wind Farm (RF) (Pty) Ltd	Johannesburg	ZA	100.00	ZAR		Equity	Enel Green Power RSA 2 (RF) (Pty) Ltd	55.00%	2750%
Gas y Electricidad Generación SAU	Palma de Mallorca	ES	213,775,700.00	EUR		Line-by-line	Endesa Generación SAU	100.00%	70.12%
Gauley Hydro LLC	Wilmington	US	-	USD		Equity	GRPP Holdings LC	100.00%	50.00%
Gauley River Management LLC	Willison	US	1.00	USD		Line-by-line	Enel Green Power North America Inc.	100.00%	100.00%
Generadora de Occidente Ltda	Guatemala City	GT	16,262,000.00	GTQ		Line-by-line	Enel Colombia SA ESP	99.00%	47.18%
							Enel Guatemala SA	1.00%	
Generadora Eólica Alto Pacora Srl	Panama City	PA	10,100.00	USD		Line-by-line	Enel Colombia SA ESP	0.99%	47.19%
							Enel Panamá CAM Srl	99.01%	
Generadora Montecristo SA	Guatemala City	GT	3,820,000.00	GTQ		Line-by-line	Enel Colombia SA ESP	100.00%	47.18%
							Enel Guatemala SA	0.00%	
Generadora Solar Austral SA	Chiriquí	PA	10,000.00	USD		Line-by-line	Enel Panamá CAM Srl	100.00%	47.19%
Generadora Solar de Occidente SA	Panama City	PA	10,000.00	USD		Line-by-line	Enel Panamá CAM Srl	100.00%	47.19%
Generadora Solar El Puerto SA	Chiriquí	PA	10,000.00	USD		Line-by-line	Enel Panamá CAM Srl	100.00%	47.19%
Generadora Solar Tolé Srl	Panama City	PA	10,100.00	USD		Line-by-line	Enel Colombia SA ESP	0.99%	47.19%
							Enel Panamá CAM Srl	99.01%	

Company name	Head quarters	Country	Share capital	Currency	Segment	Consolidation method	Held by	% holding	Group % holding
Geotérmica del Norte SA	Santiago de Chile	CL	326,577,419,702.00	CLP		Line-by-line	Enel Green Power Chile SA	84.59%	54.92%
Gibson Bay Wind Farm (RF) (Pty) Ltd	Johannesburg	ZA	1,000.00	ZAR		Line-by-line	Enel Green Power South Africa (Pty) Ltd	60.00%	60.00%
Girgarre Solar Farm (Pty) Ltd	Sydney	AU	-	AUD		AFS	Enel Green Power Girgarre Holdings (Pty) Ltd	100.00%	100.00%
Girgarre Solar Farm Trust	Sydney	AU	10.00	AUD		AFS	Enel Green Power Girgarre Trust	100.00%	100.00%
Glass Top Solar Project LLC	Andover	US	1.00	USD		Line-by-line	Enel Kansas LLC	100.00%	100.00%
Global Commodities Holdings Limited	London	GB	4,042,375.00	GBP		-	Enel Global Trading SpA	4.68%	4.68%
Globyte SA	San José	CR	900,000.00	CRC		-	Enel Costa Rica CAM SA	10.00%	4.72%
Gloucester Solar I LLC	Andover	US	1.00	USD		Line-by-line	Brick Road Solar Holdings LLC	100.00%	100.00%
GNL Chile SA	Santiago de Chile	CL	3,026,160.00	USD		Equity	Enel Generación Chile SA	33.33%	20.25%
Goodwell Wind Project LLC	Wilmington	US	-	USD		Equity	Origin Goodwell Holdings LLC	100.00%	10.00%
Gooseneck Solar Project LLC	Andover	US	1.00	USD		Line-by-line	Enel Kansas LLC	100.00%	100.00%
Gorona del Viento El Hierro SA	Santa Cruz de Tenerife	ES	30,936,736.00	EUR		Equity	Unión Eléctrica de Canarias Generación SAU	23.21%	16.28%
Grand Prairie Solar Project LLC	Andover	US	-	USD		Line-by-line	Tradewind Energy Inc.	100.00%	100.00%
Gridspertise Iberia SL	Madrid	ES	3,000.00	EUR		Equity	Gridspertise Srl	100.00%	50.00%
Gridspertise India Private Limited	Gurugram	IN	100,000.00	INR		Equity	Gridspertise Srl	100.00%	50.00%
Gridspertise Latam SA	São Paulo	BR	2,010,000.00	BRL		Equity	Enel Brasil SA Gridspertise Srl	0.00% 100.00%	50.00%
Gridspertise Srl	Rome	IT	7,500,000.00	EUR		Equity	Enel Grids Srl	50.00%	50.00%
Gridspertise LLC	Dover	US	160,000.00	USD		Equity	Gridspertise Srl	100.00%	50.00%
GRPP Holdings LLC	Andover	US	2.00	USD		Equity	EGPNA REP Holdings LLC	50.00%	50.00%
Guadarranque Solar 4 SLU	Seville	ES	3,006.00	EUR		Line-by-line	Endesa Generación II SAU	100.00%	70.12%
Guayepo Solar SAS	Bogotá	CO	1,000,000.00	COP		Line-by-line	Enel Colombia SA ESP	100.00%	47.18%
Guir Wind Farm	Casablanca	MA	10,000.00	MAD		Line-by-line	Enel Green Power Morocco SARLAU Mrs Riveros Perez Paula Cristina	99.00% 1.00%	99.00%
GulfStar Power LLC	Andover	US	1.00	USD		Line-by-line	Enel Kansas LLC	100.00%	100.00%
Gusty Hill Wind Project LLC	Andover	US	1.00	USD		Line-by-line	Tradewind Energy Inc.	100.00%	100.00%























Company name	Head quarters	Country	Share capital	Currency	Segment	Consolidation method	Held by	% holding	Group % holding
GV Energie Rigenerabili ITAL-RO Srl	Bucharest	RO	1,145,400.00	RON		Discontinued operations	Enel Green Power Romania Srl	100.00%	100.00%
							Enel Green Power SpA	0.00%	
Hadley Ridge LLC	Minneapolis	US	-	USD		Line-by-line	Chi Minnesota Wind LLC	51.00%	51.00%
Hamilton County Solar Project LLC	Andover	US	1.00	USD		Line-by-line	Tradewind Energy Inc.	100.00%	100.00%
Hansborough Valley Solar Project LLC	Andover	US	-	USD		Line-by-line	Enel Kansas LLC	100.00%	100.00%
Harmony Plains Solar I LLC	Andover	US	1.00	USD		Line-by-line	Brick Road Solar Holdings LLC	100.00%	100.00%
Hastings Solar LLC	Wilmington	US	-	USD		Line-by-line	Aurora Distributed Solar LLC	100.00%	74.13%
Heartland Farms Wind Project LLC	Wilmington	US	1.00	USD		Line-by-line	Enel Kansas LLC	100.00%	100.00%
Hidroeléctrica de Catalunya SLU	Barcelona	ES	126,210.00	EUR		Line-by-line	Endesa Red SAU	100.00%	70.12%
Hidroeléctrica de Ouro SL	Lugo	ES	1,608,200.00	EUR		Equity	Enel Green Power España SLU	30.00%	21.04%
Hidroelectricidad del Pacífico S de RL de Cv	Colima	MX	30,890,736.00	MXN		Line-by-line	Enel Green Power México S de RL de Cv	99.99%	99.99%
Hidroflamicell SL	Barcelona	ES	78,120.00	EUR		Line-by-line	Hidroeléctrica de Catalunya SLU	75.00%	52.59%
Hidroinvest SA	Buenos Aires	AR	55,312,093.00	ARS		Line-by-line	Enel Américas SA	41.94%	79.55%
							Enel Argentina SA	54.76%	
HIF H2 SpA	Santiago de Chile	CL	6,303,000.00	USD		Equity	Enel Green Power Chile SA	50.00%	32.46%
High Chaparral Solar Project LLC	Andover	US	-	USD		Line-by-line	Enel Kansas LLC	100.00%	100.00%
High Lonesome Storage LLC	Andover	US	1.00	USD		Line-by-line	Enel Kansas LLC	100.00%	100.00%
High Lonesome Wind Holdings LLC	Wilmington	US	100.00	USD		Line-by-line	Enel Kansas LLC	100.00%	100.00%
High Lonesome Wind Power LLC	Boston	US	100.00	USD		Line-by-line	High Lonesome Wind Holdings LLC	100.00%	100.00%
High Noon Solar Project LLC	Andover	US	-	USD		Line-by-line	Enel Kansas LLC	100.00%	100.00%
High Street Corporation (Pty) Ltd	Melbourne	AU	2.00	AUD		Line-by-line	Enel Green Power Australia (Pty) Ltd	100.00%	100.00%
Hilltopper Wind Holdings LLC	Wilmington	US	1,000.00	USD		Line-by-line	Enel Kansas LLC	100.00%	100.00%
Hispano Generación de Energía Solar SL	Jerez de los Caballeros	ES	3,500.00	EUR		Line-by-line	Enel Green Power España SLU	51.00%	35.76%
Honey Stone Solar Project LLC	Andover	US	-	USD		Line-by-line	Enel Kansas LLC	100.00%	100.00%
Honeybee Solar Project LLC	Andover	US	-	USD		Line-by-line	Enel Kansas LLC	100.00%	100.00%
Hope Creek LLC	Crestview	US	-	USD		Line-by-line	Chi Minnesota Wind LLC	51.00%	51.00%


































Company name	Head quarters	Country	Share capital	Currency	Segment	Consolidation method	Held by	% holding	Group % holding
Hope Ridge Wind Project LLC	Andover	US	1.00	USD		Line-by-line	Tradewind Energy Inc.	100.00%	100.00%
Horse Run Solar I LLC	Andover	US	1.00	USD		Line-by-line	Brick Road Solar Holdings LLC	100.00%	100.00%
Horse Wrangler Solar Project LLC	Andover	US	1.00	USD		Line-by-line	Enel Kansas LLC	100.00%	100.00%
Hubject eRoaming Technology (Shanghai) Co. Ltd	Shanghai	CN	12,668,015.70	CNY		-	Hubject GmbH	100.00%	12.50%
Hubject GmbH	Berlin	DE	65,943.00	EUR		-	Enel X Way Srl	12.50%	12.50%
Hubject Inc.	Santa Monica	US	100,000.00	USD		-	Hubject GmbH	100.00%	12.50%
ICE Tudela SL	Pozuelo de Alarcón	ES	3,000.00	EUR		-	Enel Green Power España SLU	5.12%	3.59%
Idalia Park Solar Project LLC	Andover	US	-	USD		Line-by-line	Enel Kansas LLC	100.00%	100.00%
Idrosicilia SpA	Milan	IT	22,520,000.00	EUR		Equity	Enel SpA	1.00%	1.00%
IFX Networks Argentina Srl	Buenos Aires	AR	2,260,551.00	ARS		-	IFX/Eni - SPC V Inc.	99.85%	19.50%
							Minority Stock Holding Corp.	0.15%	
IFX Networks Colombia SAS	Bogotá	CO	18,951,211,000.00	COP		-	IFX Networks Panama SA	48.43%	19.50%
							IFX/Eni - SPC III Inc.	34.60%	
							Livister Latam SLU	16.97%	
IFX Networks LLC	Wilmington	US	80,848,653.00	USD		-	Ufinet Latam SLU	100.00%	19.50%
IFX Networks Ltd	Tortola	VG	50,001.00	USD		-	IFX Networks LLC	100.00%	19.50%
IFX Networks Panama SA	Panama City	PA	26,460.00	USD		-	IFX/Eni - SPC Panama Inc.	79.37%	19.50%
							Livister Latam SLU	20.63%	
IFX/Eni - SPC III Inc.	Tortola	VG	100.00	USD		-	IFX Networks Ltd	100.00%	19.50%
IFX/Eni - SPC IV Inc.	Tortola	VG	100.00	USD		-	IFX Networks Ltd	100.00%	19.50%
IFX/Eni - SPC Panama Inc.	Tortola	VG	100.00	USD		-	IFX Networks Ltd	100.00%	19.50%
IFX/Eni - SPC V Inc.	Tortola	VG	100.00	USD		-	IFX Networks Ltd	100.00%	19.50%
IIK Energía de Dzemul SA de Cv	Mexico City	MX	6,479,172.00	MXN		Line-by-line	Enel Green Power México S de RL de Cv	0.00%	100.00%
							Enel Rinnovabile SA de Cv	100.00%	
IIK Energía de Telchac SA de Cv	Mexico City	MX	-	MXN		Line-by-line	Enel Green Power México S de RL de Cv	0.00%	100.00%
							Enel Rinnovabile SA de Cv	100.00%	
Infraestructura de Evacuación Peñaflores 220 kV SL	Madrid	ES	3,500.00	EUR		Equity	Enel Green Power España SLU	41.14%	28.85%

Company name	Head quarters	Country	Share capital	Currency	Segment	Consolidation method	Held by	% holding	Group % holding
Infraestructuras Puerto Santa María 220 SL	Madrid	ES	3,000.00	EUR		Line-by-line	Puerto Santa María Energía I SLU	50.00%	70.12%
							Puerto Santa María Energía II SLU	50.00%	
Infraestructuras San Serván 220 SL	Madrid	ES	12,000.00	EUR		Equity	Enel Green Power España SLU	30.80%	21.60%
Infraestructuras San Serván Set 400 SL	Madrid	ES	90,000.00	EUR		Equity	Aranort Desarrollos SLU	6.41%	13.48%
							Baylio Solar SLU	6.41%	
							Furatena Solar 1 SLU	6.41%	
Inkolan Información y Coordinación de Obras AIE	Bilbao	ES	84,141.68	EUR		-	Edistribución Redes Digitales SLU	14.29%	10.02%
Inspectores y Consultores Ibercal SLU	Vizcaya	ES	3,100.00	EUR		Equity	Tecnatom SA	100.00%	31.56%
Instalaciones San Serván II 400 SL	Madrid	ES	11,026.00	EUR		Equity	Aranort Desarrollos SLU	7.94%	16.69%
							Baylio Solar SLU	7.94%	
							Furatena Solar 1 SLU	7.94%	
International Multimedia University Srl in bankruptcy	-	IT	24,000.00	EUR		-	Enel Italia SpA	13.04%	13.04%
Inversora Dock Sud SA	Buenos Aires	AR	828,941,660.00	ARS		AFS	Enel Américas SA	57.14%	47.01%
Ipsomata DPGU Private Company	Heraklion, Crete	GR	5,000.00	EUR		Discontinued operations	Enel Green Power Hellas SA	0.02%	0.02%
Iris Bloom Solar Project LLC	Andover	US	1.00	USD		Line-by-line	Enel Kansas LLC	100.00%	100.00%
Iron Belt Energy Storage Project LLC	Andover	US	1.00	USD		Line-by-line	Enel Kansas LLC	100.00%	100.00%
Iron Bull Solar Project LLC	Andover	US	1.00	USD		Line-by-line	Enel Kansas LLC	100.00%	100.00%
Isamu Ikeda Energia SA	Niterói	BR	16,474,475.77	BRL		Line-by-line	Enel Brasil SA	100.00%	82.27%
Italgest Energy (Pty) Ltd	Johannesburg	ZA	1,000.00	ZAR		Line-by-line	Enel Green Power South Africa (Pty) Ltd	100.00%	100.00%
Jack River LLC	Minneapolis	US	-	USD		Line-by-line	Chi Minnesota Wind LLC	51.00%	51.00%
Jade Energia Ltda	Rio de Janeiro	BR	4,107,097.00	BRL		Line-by-line	Enel Brasil SA	100.00%	82.27%
Jaguito Solar 10 MW SA	Panama City	PA	10,000.00	USD		Line-by-line	Enel Panamá CAM Srl	100.00%	47.19%
Jessica Mills LLC	Minneapolis	US	-	USD		Line-by-line	Chi Minnesota Wind LLC	51.00%	51.00%
Julia Hills LLC	Minneapolis	US	-	USD		Line-by-line	Chi Minnesota Wind LLC	51.00%	51.00%
Junia Insurance Srl	Mosciano Sant'Angelo (TE)	IT	100.00	EUR		Equity	Mooney Group SpA	100.00%	50.00%
Juniper Canyon Energy Storage Project LLC	Andover	US	1.00	USD		Line-by-line	Enel Kansas LLC	100.00%	100.00%
Keeneys Creek Solar I LLC	Andover	US	1.00	USD		Line-by-line	Brick Road Solar Holdings LLC	100.00%	100.00%

Company name	Head quarters	Country	Share capital	Currency	Segment	Consolidation method	Held by	% holding	Group % holding
Ken Renewables India Private Limited	Gurugram	IN	12,100,000.00	INR		Line-by-line	Enel Green Power India Private Limited	100.00%	100.00%
Khaba Renewable Energy Private Limited	Gurugram	IN	18,100,000.00	INR		Line-by-line	Enel Green Power India Private Limited	100.00%	100.00%
Khidrat Renewable Energy Private Limited	Gurugram	IN	78,100,000.00	INR		Line-by-line	Enel Green Power India Private Limited	100.00%	100.00%
King Branch Solar I LLC	Andover	US	1.00	USD		Line-by-line	Brick Road Solar Holdings LLC	100.00%	100.00%
Kingston Energy Storage LLC	Wilmington	US	-	USD		Line-by-line	Enel Energy Storage Holdings LLC (formerly EGP Energy Storage Holdings LLC)	100.00%	100.00%
Kino Contractor SA de Cv	Mexico City	MX	100.00	MXN		Line-by-line	Enel Green Power México S de RL de Cv Enel Rinnovabile SA de Cv	99.00% 1.00%	100.00%
Kino Facilities Manager SA de Cv	Mexico City	MX	2,933,340.00	MXN		Line-by-line	Enel Green Power México S de RL de Cv Enel Rinnovabile SA de Cv	100.00% 0.00%	100.00%
Kokkinari DPGU Private Company	Heraklion, Crete	GR	15,000.00	EUR		Discontinued operations	Enel Green Power Hellas SA	0.01%	0.01%
Kongul Enerji Sanayi Ve Ticaret Anonim Şirketi	Istanbul	TR	14,537,500.00	TRY		Line-by-line	Enel Green Power Turkey Enerji Yatirimlari Anonim Şirketi	100.00%	100.00%
Koporie WPS LLC	Leningrad Region	RU	21,000,000.00	RUB		Line-by-line	Enel Green Power Rus Limited Liability Company	100.00%	100.00%
Korea Line Corporation	Seoul	KR	122,132,520,000.00	KRW		-	Enel Global Trading SpA	0.25%	0.25%
Koukos Energy Private Company	Athens	GR	4,002.00	EUR		Discontinued operations	Enel Green Power Hellas SA	0.05%	0.05%
Kromschroeder SA	Barcelona	ES	627,126.00	EUR		Equity	Endesa Medios y Sistemas SLU	29.26%	20.52%
Lake Emily Solar LLC	Wilmington	US	-	USD		Line-by-line	Aurora Distributed Solar LLC	100.00%	74.13%
Lake Pulaski Solar LLC	Wilmington	US	-	USD		Line-by-line	Aurora Distributed Solar LLC	100.00%	74.13%
Land Run Solar Project LLC	Andover	US	1.00	USD		Line-by-line	Enel Kansas LLC	100.00%	100.00%
Land Run Wind Project LLC	Dover	US	100.00	USD		Line-by-line	Sundance Wind Project LLC	100.00%	100.00%
Lantern Trail Solar Project LLC	Andover	US	1.00	USD		Line-by-line	Enel Kansas LLC	100.00%	100.00%
Latamsolar Energías Renovables SAS	Bogotá	CO	8,000,000.00	COP		Line-by-line	Enel Colombia SA ESP	100.00%	47.18%
Latamsolar Fotovoltaica Fundación SAS	Bogotá	CO	8,000,000.00	COP		Line-by-line	Enel Colombia SA ESP	100.00%	47.18%
Lathrop Solar I LLC	Andover	US	1.00	USD		Line-by-line	Brick Road Solar Holdings LLC	100.00%	100.00%

Company name	Head quarters	Country	Share capital	Currency	Segment	Consolidation method	Held by	% holding	Group % holding
Lava Solar Project LLC	Andover	US	1.00	USD		Line-by-line	Enel Kansas LLC	100.00%	100.00%
Lawrence Creek Solar LLC	Minneapolis	US	-	USD		Line-by-line	Aurora Distributed Solar LLC	100.00%	74.13%
Lebanon Solar I LLC	Andover	US	1.00	USD		Line-by-line	Brick Road Solar Holdings LLC	100.00%	100.00%
Legacy Blossom Storage Project Limited Partnership	Calgary	CA	-	CAD		Line-by-line	Enel Alberta Storage Inc. Enel Green Power Canada Inc.	0.10% 99.90%	100.00%
Lemonade Solar Project LLC	Andover	US	-	USD		Line-by-line	Tradewind Energy Inc.	100.00%	100.00%
Liberty Energy Storage LLC	Andover	US	-	USD		Line-by-line	Enel Energy Storage Holdings LLC (formerly EGP Energy Storage Holdings LLC)	100.00%	100.00%
Libyan Italian Joint Company - Azienda Libico-Italiana (A.L.I.)	Tripoli	LY	1,350,000.00	EUR		-	EnelPower Srl	0.33%	0.33%
Light Cirrus Solar Project LLC	Andover	US	1.00	USD		Line-by-line	Enel Kansas LLC	100.00%	100.00%
Lily Solar Holdings LLC	Andover	US	1.00	USD		Line-by-line	Enel Green Power Lily Solar Holdings LLC	100.00%	100.00%
Lily Solar LLC	Andover	US	-	USD		Line-by-line	Enel Kansas Development Holdings LLC	100.00%	100.00%
Lindahl Wind Holdings LLC	Wilmington	US	-	USD		Line-by-line	EGPNA Preferred Wind Holdings LLC	100.00%	100.00%
Lindahl Wind Project LLC	Wilmington	US	-	USD		Line-by-line	Lindahl Wind Holdings LLC	100.00%	100.00%
Little Elk Wind Holdings LLC	Wilmington	US	-	USD		Line-by-line	Enel Kansas LLC	100.00%	100.00%
Little Elk Wind Project LLC	Wilmington	US	-	USD		Line-by-line	Little Elk Wind Holdings LLC	100.00%	100.00%
Little Salt Solar Project LLC	Andover	US	-	USD		Line-by-line	Enel Kansas LLC	100.00%	100.00%
Litus Energy Storage LLC	Andover	US	-	USD		Line-by-line	Enel Energy Storage Holdings LLC (formerly EGP Energy Storage Holdings LLC)	100.00%	100.00%
Livister Chile SpA	Santiago de Chile	CL	11,843,107,407.00	CLP		-	Livister Latam SLU	100.00%	19.50%
Livister Latam SLU	Madrid	ES	2,442,066.00	EUR		-	Ufnet Latam SLU	100.00%	19.50%
Llano Sánchez Solar Power One Srl	Panama City	PA	10,020.00	USD		Line-by-line	Enel Colombia SA ESP Enel Panamá CAM Srl	0.20% 99.80%	47.19%
Lone Pine Wind Inc.	Alberta	CA	-	CAD		-	Enel Green Power Canada Inc.	10.00%	10.00%
Lone Pine Wind Project LP	Alberta	CA	-	CAD		Equity	Enel Green Power Canada Inc.	10.00%	10.00%
Lucas Sostenible SL	Madrid	ES	1,099,775.00	EUR		Equity	Enel Green Power España SLU	35.29%	24.74%

Company name	Head quarters	Country	Share capital	Currency	Segment	Consolidation method	Held by	% holding	Group % holding
Luminary Highlands Solar Project LLC	Andover	US	-	USD		Line-by-line	Enel Kansas LLC	100.00%	100.00%
Luz de Angra Energia SA	Rio de Janeiro	BR	4,062,085.00	BRL		Line-by-line	Enel X Brasil SA	51.00%	41.96%
Luz de Caruaru Energia SA	Rio de Janeiro	BR	21,027,600.00	BRL		Line-by-line	Enel X Brasil SA	51.00%	41.96%
Luz de Jaboatão Energia SA	Rio de Janeiro	BR	21,114,200.00	BRL		Line-by-line	Enel X Brasil SA	51.00%	41.96%
Luz de Macapá Energia SA	Rio de Janeiro	BR	24,338,000.00	BRL		Line-by-line	Enel X Brasil SA	51.00%	41.96%
Maicor Wind Srl	Rome	IT	20,850,000.00	EUR		Line-by-line	Enel Green Power Italia Srl	100.00%	100.00%
Malaspina Energy Scarl in liquidation	Bergamo	IT	100,000.00	EUR		Line-by-line	Enel X Italia Srl	100.00%	100.00%
Mansar Renewable Energy Private Limited	Gurgaon	IN	100,000.00	INR		Line-by-line	Enel Green Power India Private Limited	100.00%	100.00%
Maple Canada Solutions Holdings Ltd	-	CA	-	CAD		Equity	Enel X Canada Ltd	20.00%	20.00%
Maple Energy Solutions LP	-	CA	-	CAD		Equity	Enel X Canada Holding Inc.	20.00%	20.00%
Maple Run Solar Project LLC	Andover	US	1.00	USD		Line-by-line	Enel Kansas LLC	100.00%	100.00%
Marte Srl	Rome	IT	6,100,000.00	EUR		Line-by-line	Enel Green Power Italia Srl	100.00%	100.00%
Marudhar Wind Energy Private Limited	Gurugram	IN	100,000.00	INR		Line-by-line	Enel Green Power India Private Limited	100.00%	100.00%
Más Energía S de RL de Cv	Mexico City	MX	61,872,926.00	MXN		Line-by-line	Enel Green Power México S de RL de Cv Hidroelectricidad del Pacífico S de RL de Cv	99.99% 0.01%	100.00%
Mason Mountain Wind Project LLC	Wilmington	US	-	USD		Line-by-line	Padoma Wind Power LLC	100.00%	100.00%
Matrigenix (Pty) Ltd	Johannesburg	ZA	1,000.00	ZAR		Line-by-line	Enel Green Power South Africa (Pty) Ltd	100.00%	100.00%
Maty Energia Srl	Rome	IT	10,000.00	EUR		Line-by-line	Enel Green Power Italia Srl	100.00%	100.00%
MC Solar I LLC	Andover	US	-	USD		Line-by-line	Enel Kansas LLC	100.00%	100.00%
McBride Wind Project LLC	Wilmington	US	1.00	USD		Line-by-line	Enel Kansas LLC	100.00%	100.00%
Medidas Ambientales SL	Burgos	ES	60,100.00	EUR		-	Tecnatom SA	50.00%	15.78%
Merit Wind Project LLC	Andover	US	1.00	USD		Line-by-line	Tradewind Energy Inc.	100.00%	100.00%
Metro Wind LLC	Minneapolis	US	-	USD		Line-by-line	Chi Minnesota Wind LLC	51.00%	51.00%
Mexicana de Hidroelectricidad Mexhidro S de RL de Cv	Mexico City	MX	181,728,901.00	MXN		Line-by-line	Enel Green Power México S de RL de Cv	99.99%	99.99%


Company name	Head quarters	Country	Share capital	Currency	Segment	Consolidation method	Held by	% holding	Group % holding
Mibgas SA	Madrid	ES	3,000,000.00	EUR		-	Endesa SA	1.35%	0.95%
Midelt Wind Farm SA	Casablanca	MA	145,000,000.00	MAD		Equity	Nareva Enel Green Power Morocco SA	70.00%	35.00%
Minglanilla Renovables 400 kV AIE	Valencia	ES	-	EUR		Proportional	Energía Base Natural SLU	4.79%	25.36%
							Energía Eólica Ábrego SLU	7.98%	
							Energía Eólica Galerna SLU	9.31%	
							Energía Eólica Gregal SLU	9.31%	
							Energía y Naturaleza SLU	4.79%	
Minicentrales Acequia Cinco Villas AIE	Ejea de los Caballeros	ES	3,346,993.04	EUR		-	Enel Green Power España SLU	5.39%	3.78%
Minicentrales del Canal de las Bárdenas AIE	Zaragoza	ES	1,202,000.00	EUR		-	Enel Green Power España SLU	15.00%	10.52%
Minicentrales del Canal Imperial-Gallur SL	Zaragoza	ES	1,820,000.00	EUR		Equity	Enel Green Power España SLU	36.50%	25.59%
Minority Stock Holding Corp.	Tortola	VG	100.00	USD		-	IFX Networks Ltd	100.00%	19.50%
Mira Energy (Pty) Ltd	Johannesburg	ZA	100.00	ZAR		Line-by-line	Enel Green Power South Africa (Pty) Ltd	100.00%	100.00%
Miranda Plataforma Logística SA	Burgos	ES	1,800,000.00	EUR		-	Nucleon SA	0.22%	0.08%
MO Land Holdings 1358 LLC	Andover	US	1.00	USD		Line-by-line	Enel Kansas LLC	100.00%	100.00%
Moebius Tecnologia em Informatica SA	Rio de Janeiro	BR	150,000.00	BRL		-	Ufnet Brasil Telecomunicação Ltda	100.00%	19.50%
Monte Reina Renovables SL	Madrid	ES	4,000.00	EUR		Equity	FRV Zamora Solar 1 SLU	20.58%	14.43%
Montrose Solar LLC	Wilmington	US	-	USD		Line-by-line	Aurora Distributed Solar LLC	100.00%	74.13%
Moonbeam Solar Project LLC	Andover	US	1.00	USD		Line-by-line	Enel Kansas LLC	100.00%	100.00%
Mooney Group SpA	Milan	IT	10,050,000.00	EUR		Equity	Enel X Srl	50.00%	50.00%
Mooney SpA	Milan	IT	87,833,331.00	EUR		Equity	Mooney Group SpA	100.00%	50.00%
Mooney Servizi SpA	Milan	IT	8,549,999.00	EUR		Equity	Mooney Group SpA	100.00%	50.00%
Morgan Branch Solar I LLC	Andover	US	1.00	USD		Line-by-line	Brick Road Solar Holdings LLC	100.00%	100.00%
Mount Pleasant Energy Storage 1 LLC	Boston	US	-	USD		Line-by-line	Enel X North America Inc.	100.00%	100.00%
Mountrail Wind Project LLC	Andover	US	1.00	USD		Line-by-line	Tradewind Energy Inc.	100.00%	100.00%
MPG Solar I LLC	Andover	US	1.00	USD		Line-by-line	Brick Road Solar Holdings LLC	100.00%	100.00%
Mucho Viento Wind Project LLC	Andover	US	1.00	USD		Line-by-line	Tradewind Energy Inc.	100.00%	100.00%






















Company name	Head quarters	Country	Share capital	Currency	Segment	Consolidation method	Held by	% holding	Group % holding
Mule Bit Wind Project LLC	Andover	US	1.00	USD		Line-by-line	Enel Kansas LLC	100.00%	100.00%
Muskegon County Solar Project LLC	Andover	US	1.00	USD		Line-by-line	Tradewind Energy Inc.	100.00%	100.00%
Muskegon Green Wind Project LLC	Andover	US	1.00	USD		Line-by-line	Tradewind Energy Inc.	100.00%	100.00%
Mustang Run Wind Project LLC	Andover	US	1.00	USD		Line-by-line	Tradewind Energy Inc.	100.00%	100.00%
Nabb Solar I LLC	Andover	US	1.00	USD		Line-by-line	Brick Road Solar Holdings LLC	100.00%	100.00%
Napolean Wind Project LLC	Andover	US	1.00	USD		Line-by-line	Tradewind Energy Inc.	100.00%	100.00%
Nareva Enel Green Power Morocco SA	Casablanca	MA	98,750,000.00	MAD		Equity	Enel Green Power Morocco SARLAU	50.00%	50.00%
Negocios y Telefonía NEDETEL SA	Guayaquil	EC	4,773,525.00	USD		-	Ufinet Latam SLU	70.00%	13.65%
Net Botanic Internet Inteligente SA	Rio de Janeiro	BR	450,000.00	BRL		-	Ufinet Brasil Telecomunicação Ltda	100.00%	19.50%
Netra Renewable Energy Private Limited	Gurgaon	IN	100,000.00	INR		Line-by-line	Enel Green Power India Private Limited	100.00%	100.00%
Nevkan Renewables LLC	Wilmington	US	-	USD		Line-by-line	Enel Nevkan Inc.	100.00%	100.00%
New York Distributed Storage Projects LLC	Boston	US	-	USD		Line-by-line	Enel X North America Inc.	100.00%	100.00%
Ngonye Power Company Limited	Lusaka	ZM	10.00	ZMW		AFS	Enel Green Power Solar Ngonye SpA (formerly Enel Green Power Africa Srl)	80.00%	80.00%
Nojoli Wind Farm (RF) (Pty) Ltd	Johannesburg	ZA	10,000,000.00	ZAR		Line-by-line	Enel Green Power South Africa (Pty) Ltd	60.00%	60.00%
North English Wind Project LLC	Andover	US	1.00	USD		Line-by-line	Tradewind Energy Inc.	100.00%	100.00%
North Rock Wind LLC	Andover	US	1.00	USD		Line-by-line	Tradewind Energy Inc.	100.00%	100.00%
Northland Wind Project LLC	Andover	US	1.00	USD		Line-by-line	Tradewind Energy Inc.	100.00%	100.00%
Northstar Wind Project LLC	Andover	US	-	USD		Line-by-line	Tradewind Energy Inc.	100.00%	100.00%
Northumberland Solar Project I LLC	Andover	US	-	USD		Line-by-line	Enel Kansas LLC	100.00%	100.00%
Northwest Hydro LLC	Wilmington	US	-	USD		Line-by-line	Chi West LLC	100.00%	100.00%
Novolito Recuperación de Baterías SL	Ponferrada	ES	180,000.00	EUR		Equity	Endesa Generación SAU	45.00%	31.55%
Nuclenor SA	Burgos	ES	102,000,000.00	EUR		Equity	Endesa Generación SAU	50.00%	35.06%
Nuove Energie Srl	Porto Empedocle	IT	5,204,028.73	EUR		Line-by-line	Enel Global Trading SpA	100.00%	100.00%
Nxuba Wind Farm (RF) (Pty) Ltd	Johannesburg	ZA	1,000.00	ZAR		Equity	Enel Green Power RSA 2 (RF) (Pty) Ltd	51.00%	25.50%
























Company name	Head quarters	Country	Share capital	Currency	Segment	Consolidation method	Held by	% holding	Group % holding
NYC Storage (353 Chester) SPE LLC	Wilmington	US	1.00	USD	✕	Line-by-line	Enel X North America Inc.	100.00%	100.00%
Ochrana A Bezpecnost Se SRO	Kalná Nad Hronom	SK	33,193.92	EUR	📁	Equity	Slovenské elektrárne AS	100.00%	33.00%
Olathe Solar I LLC	Andover	US	1.00	USD	🌿	Line-by-line	Brick Road Solar Holdings LLC	100.00%	100.00%
Olivum PV Farm 01 SLU	Madrid	ES	3,000.00	EUR	🌿	Line-by-line	Enel Green Power España SLU	100.00%	70.12%
OMIP – Operador do Mercado Ibérico (Portugal) SGPS SA	Lisbon	PT	2,610,000.00	EUR	🏭	-	Endesa Generación Portugal SA	5.00%	3.51%
Open Range Wind Project LLC	Andover	US	1.00	USD	🌿	Line-by-line	Tradewind Energy Inc.	100.00%	100.00%
Operador del Mercado Ibérico de Energía – Polo Español SA	Madrid	ES	1,999,998.00	EUR	👤	-	Endesa SA	5.00%	3.51%
Oravita Power Park Srl	Bucharest	RO	2,000.00	RON	🌿	Discontinued operations	Enel Green Power Romania Srl	100.00%	100.00%
Orchid Acres Solar Project LLC	Andover	US	-	USD	🌿	Line-by-line	Enel Kansas LLC	100.00%	100.00%
Origin Goodwell Holdings LLC	Wilmington	US	-	USD	🌿	Equity	EGPNA Wind Holdings 1 LLC	100.00%	10.00%
Origin Wind Energy LLC	Wilmington	US	-	USD	🌿	Equity	Origin Goodwell Holdings LLC	100.00%	10.00%
Osage Wind Holdings LLC	Wilmington	US	100.00	USD	🌿	Line-by-line	Enel Kansas LLC	50.00%	50.00%
Osage Wind LLC	Wilmington	US	-	USD	🌿	Line-by-line	Osage Wind Holdings LLC	100.00%	50.00%
Ossining Energy Storage 1 LLC	Boston	US	-	USD	✕	Line-by-line	Enel X North America Inc.	100.00%	100.00%
Ovacik Eoliko Enerji Elektrik Üretim Ve Ticaret Anonim Şirketi	Istanbul	TR	2,925,900.00	TRY	🌿	Line-by-line	Enel Green Power Turkey Enerji Yatirimlari Anonim Şirketi	100.00%	100.00%
Oxagesa AIE in liquidation	Alcañiz	ES	6,010.00	EUR	🌿	Equity	Enel Green Power España SLU	33.33%	23.37%
Oyster Bay Wind Farm (RF) (Pty) Ltd	Johannesburg	ZA	1,000.00	ZAR	🌿	Equity	Enel Green Power RSA 2 (RF) (Pty) Ltd	55.00%	27.50%
Padoma Wind Power LLC	Elida	US	-	USD	🌿	Line-by-line	Enel Green Power North America Inc.	100.00%	100.00%
Painted Rose Solar Project LLC	Andover	US	1.00	USD	🌿	Line-by-line	Enel Kansas LLC	100.00%	100.00%
Palo Alto Farms Wind Project LLC	Dallas	US	-	USD	🌿	Line-by-line	Enel Kansas LLC	100.00%	100.00%
Pampinus PV Farm 01 SLU	Madrid	ES	3,000.00	EUR	🌿	Line-by-line	Enel Green Power España SLU	100.00%	70.12%
Paradise Creek Wind Project LLC	Andover	US	1.00	USD	🌿	Line-by-line	Tradewind Energy Inc.	100.00%	100.00%
Paravento SL	Lugo	ES	3,006.00	EUR	🌿	Line-by-line	Enel Green Power España SLU	90.00%	63.11%
Parc Eòlic La Tossa-La Mola d'en Pascual SL	Madrid	ES	1,183,100.00	EUR	🌿	Equity	Enel Green Power España SLU	30.00%	21.04%




Company name	Head quarters	Country	Share capital	Currency	Segment	Consolidation method	Held by	% holding	Group % holding
Parc Eòlic Los Aligars SL	Madrid	ES	1,313,100.00	EUR		Equity	Enel Green Power España SLU	30.00%	21.04%
Parco Eolico Monti Sicani Srl	Rome	IT	10,000.00	EUR		Line-by-line	Enel Green Power Italia Srl	100.00%	100.00%
Parque Amistad II SA de Cv	Mexico City	MX	1,413,533,480.00	MXN		Line-by-line	Enel Green Power México S de RL de Cv	0.50%	100.00%
							Enel Rinnovabile SA de Cv	99.50%	
Parque Amistad III SA de Cv	Mexico City	MX	931,692,540.00	MXN		Line-by-line	Enel Green Power México S de RL de Cv	0.50%	100.00%
							Enel Rinnovabile SA de Cv	99.50%	
Parque Amistad IV SA de Cv	Mexico City	MX	1,489,508,400.00	MXN		Line-by-line	Enel Green Power México S de RL de Cv	0.50%	100.00%
							Enel Rinnovabile SA de Cv	99.50%	
Parque Eólico A Capelada SLU	A Coruña	ES	5,857,704.33	EUR		Line-by-line	Enel Green Power España SLU	100.00%	70.12%
Parque Eólico Belmonte SA	Madrid	ES	120,400.00	EUR		Line-by-line	Enel Green Power España SLU	50.17%	35.18%
Parque Eólico BR-1 SAPI de Cv	Mexico City	MX	-	MXN		Line-by-line	Enel Green Power México S de RL de Cv	0.50%	25.50%
							Enel Rinnovabile SA de Cv	25.00%	
Parque Eólico Carretera de Arinaga SA	Las Palmas de Gran Canaria	ES	1,603,000.00	EUR		Line-by-line	Enel Green Power España SLU	80.00%	56.09%
Parque Eólico de Barbanza SA	A Coruña	ES	3,606,072.60	EUR		Line-by-line	Enel Green Power España SLU	75.00%	52.59%
							Parque Eólico de Barbanza SA	0.00%	
Parque Eólico de San Andrés SA	A Coruña	ES	552,920.00	EUR		Line-by-line	Enel Green Power España SLU	82.00%	57.50%
Parque Eólico de Santa Lucía SA	Las Palmas de Gran Canaria	ES	901,500.00	EUR		Line-by-line	Enel Green Power España SLU	65.67%	46.51%
							Parque Eólico de Santa Lucía SA	1.00%	
Parque Eólico Finca de Mogán SA	Santa Cruz de Tenerife	ES	3,810,340.00	EUR		Line-by-line	Enel Green Power España SLU	90.00%	63.11%
Parque Eólico Montes de las Navas SA	Madrid	ES	6,540,000.00	EUR		Line-by-line	Enel Green Power España SLU	75.50%	52.94%
Parque Eólico Muniesa SLU	Madrid	ES	3,006.00	EUR		Line-by-line	Enel Green Power España SLU	100.00%	70.12%
Parque Eólico Palmas dos Ventos Ltda	Salvador	BR	4,096,626.00	BRL		Line-by-line	Enel Brasil SA	100.00%	82.27%
							Enel Green Power Desenvolvimento Ltda	0.00%	
Parque Eólico Pampa SA	Buenos Aires	AR	477,139,364.00	ARS		Line-by-line	Enel Green Power SpA	100.00%	100.00%
Parque Eólico Punta de Teno SA	Santa Cruz de Tenerife	ES	528,880.00	EUR		Line-by-line	Enel Green Power España SLU	52.00%	36.46%
Parque Eólico Sierra del Madero SA	Madrid	ES	7,193,970.00	EUR		Line-by-line	Enel Green Power España SLU	58.00%	40.67%

























Company name	Head quarters	Country	Share capital	Currency	Segment	Consolidation method	Held by	% holding	Group % holding
Parque Salitrillos SA de Cv	Mexico City	MX	100.00	MXN		Equity	Tenedora de Energía Renovable Sol y Viento SAPI de Cv	60.80%	20.00%
Parque Solar Cauchari IV SA	San Salvador de Jujuy	AR	500,000.00	ARS		Line-by-line	Enel Green Power Argentina SA Energía y Servicios South America SpA	95.00% 5.00%	82.27%
Parque Solar Don José SA de Cv	Mexico City	MX	100.00	MXN		Equity	Tenedora de Energía Renovable Sol y Viento SAPI de Cv	60.80%	20.00%
Parque Solar Villanueva Tres SA de Cv	Mexico City	MX	306,024,631.13	MXN		Equity	Tenedora de Energía Renovable Sol y Viento SAPI de Cv	60.80%	20.00%
Parque Talinay Oriente SA	Santiago de Chile	CL	66,092,165,170.93	CLP		Line-by-line	Enel Green Power Chile SA Enel Green Power SpA	60.91% 39.09%	78.64%
Pastis - Centro Nazionale per la ricerca e lo sviluppo dei materiali SCPA in liquidation	Brindisi	IT	2,065,000.00	EUR		-	Enel Italia SpA	1.14%	1.14%
Paynesville Solar LLC	Wilmington	US	-	USD		Line-by-line	Aurora Distributed Solar LLC	100.00%	74.13%
PayTipper Network Srl	Cascina	IT	40,000.00	EUR		Equity	PayTipper SpA	100.00%	50.00%
PayTipper SpA	Milan	IT	3,000,000.00	EUR		Equity	Mooney Group SpA	100.00%	50.00%
PDP Technologies Ltd	Israel	IL	1,129,252.00	ILS		-	Enel Grids Srl	5.72%	5.72%
Pearl Star Wind Limited Partnership	Calgary	CA	100.00	CAD		Line-by-line	Enel Alberta Wind Inc. Enel Green Power Canada Inc.	0.10% 99.90%	100.00%
Pebble Stream Solar Project LLC	Andover	US	1.00	USD		Line-by-line	Enel Kansas LLC	100.00%	100.00%
Pegop - Energia Eléctrica SA	Pego	PT	50,000.00	EUR		Equity	Endesa Generación Portugal SA Endesa Generación SAU	0.02% 49.98%	35.06%
PH Chucas SA	San José	CR	100,000.00	CRC		Line-by-line	Enel Colombia SA ESP Enel Costa Rica CAM SA	24.69% 40.31%	30.67%
PH Don Pedro SA	San José	CR	100,001.00	CRC		Line-by-line	Enel Costa Rica CAM SA Globyte SA	33.44% 66.54%	18.92%
PH Río Volcán SA	San José	CR	100,001.00	CRC		Line-by-line	Enel Costa Rica CAM SA Globyte SA	34.32% 65.66%	19.29%
Piebald Hill Energy Storage Project LLC	Andover	US	1.00	USD		Line-by-line	Enel Kansas LLC	100.00%	100.00%
Pike Den Solar Project LLC	Andover	US	1.00	USD		Line-by-line	Enel Kansas LLC	100.00%	100.00%
Pilesgrove Solar I LLC	Andover	US	1.00	USD		Line-by-line	Brick Road Solar Holdings LLC	100.00%	100.00%

Company name	Head quarters	Country	Share capital	Currency	Segment	Consolidation method	Held by	% holding	Group % holding
Pincher Creek LP	Alberta	CA	-	CAD		Line-by-line	Enel Alberta Wind Inc.	51.00%	51.00%
							Enel Green Power Canada Inc.	1.00%	
Pine Island Distributed Solar LLC	Wilmington	US	-	USD		Line-by-line	Aurora Distributed Solar LLC	100.00%	74.13%
Point Rider Solar Project LLC	Andover	US	-	USD		Line-by-line	Enel Kansas LLC	100.00%	100.00%
Pomerado Energy Storage LLC	Wilmington	US	1.00	USD		Line-by-line	Enel Energy Storage Holdings LLC (formerly EGP Energy Storage Holdings LLC)	100.00%	100.00%
Potoc Power Park Srl	Bucharest	RO	2,000.00	RON		Discontinued operations	Enel Green Power Romania Srl	100.00%	100.00%
PowerCrop Macchiareddu Srl	Bologna	IT	100,000.00	EUR		Equity	PowerCrop SpA (formerly PowerCrop Srl)	100.00%	50.00%
PowerCrop Russi Srl	Bologna	IT	100,000.00	EUR		Equity	PowerCrop SpA (formerly PowerCrop Srl)	100.00%	50.00%
PowerCrop SpA (formerly PowerCrop Srl)	Bologna	IT	4,000,000.00	EUR		Equity	Enel Green Power Italia Srl	50.00%	50.00%
Prairie Rose Transmission LLC	Minneapolis	US	-	USD		Equity	Prairie Rose Wind LLC	100.00%	10.00%
Prairie Rose Wind LLC	Albany	US	-	USD		Equity	EGPNA REP Wind Holdings LLC	100.00%	10.00%
Primavera Energia SA	Niterói	BR	36,965,444.64	BRL		Line-by-line	Enel Brasil SA	100.00%	82.27%
Productive Solar Systems SLU	Andorra	ES	3,000.00	EUR		Line-by-line	Enel Green Power España SLU	100.00%	70.12%
Productora de Energías SA	Barcelona	ES	60,101.22	EUR		Equity	Enel Green Power España SLU	30.00%	21.04%
Productora Eléctrica Urgellenca SA	Lérida	ES	8,400,000.00	EUR		-	Endesa SA	8.43%	5.91%
Progreso Solar 20 MW SA	Panama City	PA	10,000.00	USD		Line-by-line	Enel Panamá CAM Srl	100.00%	47.19%
Promociones Energéticas del Bierzo SLU	Madrid	ES	12,020.00	EUR		Line-by-line	Enel Green Power España SLU	100.00%	70.12%
Promotores Mudéjar 400 kV SL	Zaragoza	ES	3,000.00	EUR		Equity	Enel Green Power España SLU	24.75%	26.08%
							Renovables La Pedrera SLU	6.75%	
							Renovables Mediavilla SLU	5.69%	
Proveedora de Electricidad de Occidente S de RL de Cv	Mexico City	MX	89,708,835.00	MXN		Line-by-line	Enel Green Power México S de RL de Cv	99.99%	99.99%
Prowind Windfarm Bogdanesti Srl	Bucharest	RO	118,460,800.00	RON		Discontinued operations	Enel Green Power Romania Srl	100.00%	100.00%
Prowind Windfarm Deleni Srl	Bucharest	RO	202,009,300.00	RON		Discontinued operations	Enel Green Power Romania Srl	100.00%	100.00%
Prowind Windfarm Ivesti Srl	Bucharest	RO	720,455,300.00	RON		Discontinued operations	Enel Green Power Romania Srl	100.00%	100.00%

Company name	Head quarters	Country	Share capital	Currency	Segment	Consolidation method	Held by	% holding	Group % holding
Prowind Windfarm Viisoara Srl	Bucharest	RO	142,540,400.00	RON		Discontinued operations	Enel Green Power Romania Srl	100.00%	100.00%
Proyectos Universitarios de Energías Renovables SL	Alicante	ES	27,000.00	EUR		Equity	Enel Green Power España SLU	33.33%	23.37%
Proyectos y Soluciones Renovables SAC	San Miguel	PE	1,000.00	PEN		Line-by-line	Enel Green Power Partecipazioni Speciali Srl	99.90%	99.98%
							Energía y Servicios South America SpA	0.10%	
PSG Energy Private Limited	Hyderabad	IN	100,000.00	INR		Line-by-line	Enel Green Power India Private Limited	100.00%	100.00%
PT Enel Green Power Optima Way Ratai	Jakarta	ID	10,002,740.00	USD		Line-by-line	Enel Green Power SpA	90.00%	90.00%
Puerto Santa María Energía I SLU	Madrid	ES	3,000.00	EUR		Line-by-line	Enel Green Power España SLU	100.00%	70.12%
Puerto Santa María Energía II SLU	Madrid	ES	3,000.00	EUR		Line-by-line	Enel Green Power España SLU	100.00%	70.12%
Pulida Energy (RF) (Pty) Ltd	Johannesburg	ZA	10,000,000.00	ZAR		Line-by-line	Enel Green Power South Africa (Pty) Ltd	52.70%	52.70%
Pumpkin Vine Wind Project LLC	Andover	US	-	USD		Line-by-line	Tradewind Energy Inc.	100.00%	100.00%
Quatiara Energia SA	Niterói	BR	13,766,118.96	BRL		Line-by-line	Enel Brasil SA	100.00%	82.27%
Queens Energy Storage LLC	Andover	US	-	USD		Line-by-line	Enel Energy Storage Holdings LLC (formerly EGP Energy Storage Holdings LLC)	100.00%	100.00%
Raleigh Solar I LLC	Andover	US	1.00	USD		Line-by-line	Brick Road Solar Holdings LLC	100.00%	100.00%
Ranchland Solar Project LLC	Andover	US	1.00	USD		Line-by-line	Tradewind Energy Inc.	100.00%	100.00%
Ranchland Wind Holdings LLC	Andover	US	-	USD		Line-by-line	Enel Kansas LLC	100.00%	100.00%
Ranchland Wind Project II LLC	Andover	US	1.00	USD		Line-by-line	AzureRanchII Wind Holdings LLC	100.00%	100.00%
Ranchland Wind Project LLC	Andover	US	-	USD		Line-by-line	Rockhaven Ranchland Holdings LLC	100.00%	100.00%
Ranchland Wind Storage LLC	Andover	US	-	USD		Line-by-line	Enel Kansas LLC	100.00%	100.00%
Rattlesnake Creek Holdings LLC	Delaware	US	1.00	USD		Line-by-line	Enel Kansas LLC	100.00%	100.00%
Rausch Creek Wind Project LLC	Andover	US	1.00	USD		Line-by-line	Tradewind Energy Inc.	100.00%	100.00%
RC Wind Srl	Milan	IT	10,000.00	EUR		-	Enel Green Power Italia Srl	0.50%	0.50%
RE Arroyo LLC	Andover	US	1.00	USD		Line-by-line	Tradewind Energy Inc.	100.00%	100.00%
Reaktortest SRO	Trnava	SK	66,389.00	EUR		-	Slovenské elektrárne AS	49.00%	16.17%
Rebuilding Agente Rehabilitador SL	Madrid	ES	250,000.00	EUR		Equity	Endesa X Servicios SLU	50.00%	35.06%


Company name	Head quarters	Country	Share capital	Currency	Segment	Consolidation method	Held by	% holding	Group % holding
Red Cardinal Solar Project LLC	Andover	US	1.00	USD		Line-by-line	Enel Kansas LLC	100.00%	100.00%
Red Centroamericana de Telecomunicaciones SA	Panama City	PA	2,700,000.00	USD		-	Enel SpA	11.11%	11.11%
Red Dirt Wind Holdings I LLC	Dover	US	100.00	USD		Line-by-line	Enel Green Power North America Inc.	100.00%	100.00%
Red Dirt Wind Holdings LLC	Wilmington	US	-	USD		Line-by-line	Enel Kansas LLC	100.00%	100.00%
Red Dirt Wind Project LLC	Dover	US	1.00	USD		Line-by-line	Red Dirt Wind Holdings LLC	100.00%	100.00%
Red Fox Wind Project LLC	Wilmington	US	1.00	USD		Line-by-line	Enel Kansas LLC	100.00%	100.00%
Red Stag Energy Storage Project LLC	Andover	US	1.00	USD		Line-by-line	Enel Kansas LLC	100.00%	100.00%
Red Top Solar Project LLC	Andover	US	1.00	USD		Line-by-line	Enel Kansas LLC	100.00%	100.00%
Redes y Telecomunicaciones S de RL de Cv	San Pedro Sula	HN	82,395,000.00	HNL		-	Livister Latam SLU	95.00%	18.53%
Regal Rising Solar Project Limited Partnership	Calgary	CA	-	CAD		Line-by-line	Enel Alberta Solar Inc.	0.10%	100.00%
							Enel Green Power Canada Inc.	99.90%	
Ren Wave Solar Project LLC	Andover	US	1.00	USD		Line-by-line	Enel Kansas LLC	100.00%	100.00%
Renovables Andorra SLU	Madrid	ES	3,000.00	EUR		Line-by-line	Enel Green Power España SLU	100.00%	70.12%
Renovables Brovales 400 kV SL	Seville	ES	5,000.00	EUR		Equity	Baylio Solar SLU	6.24%	44.98%
							Dehesa de los Guadalupes Solar SLU	6.24%	
							Erminintegral Cycle SLU	16.99%	
							Enel Green Power España SLU	22.20%	
							Furatena Solar 1 SLU	6.24%	
Seguidores Solares Planta 2 SLU	6.24%								
Renovables de Guatemala SA	Guatemala City	GT	1,924,465,600.00	GTQ		Line-by-line	Enel Colombia SA ESP	100.00%	47.18%
							Enel Guatemala SA	0.00%	
Renovables La Pedrera SLU	Zaragoza	ES	3,000.00	EUR		Line-by-line	Enel Green Power España SLU	100.00%	70.12%
Renovables Manzanares 400 kV SL	Madrid	ES	5,000.00	EUR		Equity	Enel Green Power España SLU	27.86%	30.84%
							Stonewood Desarrollos SLU	16.12%	
Renovables Mediavilla SLU	Zaragoza	ES	3,000.00	EUR		Line-by-line	Enel Green Power España SLU	100.00%	70.12%
Renovables Teruel SLU	Madrid	ES	3,000.00	EUR		Line-by-line	Enel Green Power España SLU	100.00%	70.12%
Ribina Renovables 400 SL	Pozuelo de Alarcón	ES	3,000.00	EUR		Equity	Enel Green Power España SLU	39.24%	27.51%

Company name	Head quarters	Country	Share capital	Currency	Segment	Consolidation method	Held by	% holding	Group % holding
Riverbend Farms Wind Project LLC	Andover	US	1.00	USD		Line-by-line	Tradewind Energy Inc.	100.00%	100.00%
Riverview LP	Alberta	CA	-	CAD		Line-by-line	Enel Alberta Wind Inc. Enel Green Power Canada Inc.	51.00% 1.00%	51.00%
Riverview Solar I LLC	Andover	US	1.00	USD		Line-by-line	Brick Road Solar Holdings LLC	100.00%	100.00%
Roadrunner Solar Project LLC	Andover	US	100.00	USD		Line-by-line	Enel Roadrunner Solar Project Holdings LLC	100.00%	100.00%
Roadrunner Storage LLC	Andover	US	-	USD		Line-by-line	Enel Kansas LLC	100.00%	100.00%
Rochelle Solar LLC	Coral Springs	US	1.00	USD		Line-by-line	Enel Kansas LLC	100.00%	100.00%
Rock Creek Wind Holdings I LLC	Dover	US	100.00	USD		Line-by-line	Enel Green Power North America Inc.	100.00%	100.00%
Rock Creek Wind Holdings II LLC	Dover	US	100.00	USD		Line-by-line	Rock Creek Wind Holdings LLC	100.00%	100.00%
Rock Creek Wind Holdings LLC	Wilmington	US	-	USD		Line-by-line	EGPNA Preferred Wind Holdings II LLC	100.00%	100.00%
Rock Creek Wind Project LLC	Clayton	US	1.00	USD		Line-by-line	Rock Creek Wind Holdings LLC	100.00%	100.00%
Rock Prairie Wind Project LLC	Andover	US	1.00	USD		Line-by-line	Enel Kansas LLC	100.00%	100.00%
Rockhaven Ranchland Holdings LLC	Andover	US	1.00	USD		Line-by-line	Enel Kansas LLC	100.00%	100.00%
Rockhaven Wind Project LLC	Andover	US	1.00	USD		Line-by-line	Rockhaven Ranchland Holdings LLC	100.00%	100.00%
Rocky Caney Holdings LLC	Oklahoma City	US	1.00	USD		Equity	Enel Kansas LLC	10.00%	10.00%
Rocky Caney Wind LLC	Albany	US	-	USD		Equity	Rocky Caney Holdings LLC	100.00%	10.00%
Rocky Ridge Wind Project LLC	Oklahoma City	US	-	USD		Equity	Rocky Caney Wind LLC	100.00%	10.00%
Rodnikovskaya WPS	Moscow	RU	6,010,000.00	RUB		Line-by-line	Enel Green Power Rus Limited Liability Company	100.00%	100.00%
Roha Renewables India Private Limited	Gurugram	IN	100,000.00	INR		Line-by-line	Enel Green Power India Private Limited	100.00%	100.00%
Rolling Farms Wind Project LLC	Andover	US	1.00	USD		Line-by-line	Tradewind Energy Inc.	100.00%	100.00%
Rosy Range Solar Project LLC	Andover	US	1.00	USD		Line-by-line	Enel Kansas LLC	100.00%	100.00%
Rusenergosbyt LLC	Moscow	RU	18,000,000.00	RUB		Equity	Enel SpA	49.50%	49.50%
Rusenergosbyt Siberia LLC	Krasnoyarsk City	RU	4,600,000.00	RUB		Equity	Rusenergosbyt LLC	50.00%	24.75%
Ruthton Ridge LLC	Minneapolis	US	-	USD		Line-by-line	Chi Minnesota Wind LLC	51.00%	51.00%
S4ma Developments Spółka Z Ograniczoną Odpowiedzialnością	Wrocław	PL	5,000.00	PLN		Line-by-line	Enel Green Power SpA	100.00%	100.00%


















Company name	Head quarters	Country	Share capital	Currency	Segment	Consolidation method	Held by	% holding	Group % holding
Saburoy SA	Montevideo	UY	100,000.00	UYU		-	IFX Networks LLC	100.00%	19.50%
Sacme SA	Buenos Aires	AR	12,000.00	ARS		Equity	Empresa Distribuidora Sur SA - Edesur	50.00%	29.66%
Saddle House Solar Project LLC	Andover	US	-	USD		Line-by-line	Tradewind Energy Inc.	100.00%	100.00%
Salt Springs Wind Project LLC	Andover	US	-	USD		Line-by-line	Enel Kansas LLC	100.00%	100.00%
Salto de San Rafael SL	Seville	ES	462,185.98	EUR		Equity	Enel Green Power España SLU	50.00%	35.06%
San Francisco de Borja SA	Zaragoza	ES	60,000.00	EUR		Line-by-line	Enel Green Power España SLU	66.67%	46.75%
San Juan Mesa Wind Project II LLC	Wilmington	US	-	USD		Line-by-line	Padoma Wind Power LLC	100.00%	100.00%
Sanosari Energy Private Limited	Gurugram	IN	100,000.00	INR		Line-by-line	Enel Green Power India Private Limited	100.00%	100.00%
Santo Rostro Cogeneración SA in liquidation	Seville	ES	207,340.00	EUR		Equity	Enel Green Power España SLU	45.00%	31.55%
Sardhy Green Hydrogen Srl	Sarroch	IT	10,000.00	EUR		Equity	Enel Green Power Italia Srl	50.00%	50.00%
Saugus River Energy Storage LLC	Dover	US	100.00	USD		Line-by-line	Enel Energy Storage Holdings LLC (formerly EGP Energy Storage Holdings LLC)	100.00%	100.00%
Savanna Power Solar 10 SLU	Madrid	ES	3,000.00	EUR		Line-by-line	Enel Green Power España SLU	100.00%	70.12%
Savanna Power Solar 12 SLU	Madrid	ES	3,000.00	EUR		Line-by-line	Enel Green Power España SLU	100.00%	70.12%
Savanna Power Solar 13 SLU	Seville	ES	3,000.00	EUR		Line-by-line	Enel Green Power España SLU	100.00%	70.12%
Savanna Power Solar 4 SLU	Madrid	ES	3,000.00	EUR		Line-by-line	Enel Green Power España SLU	100.00%	70.12%
Savanna Power Solar 5 SLU	Madrid	ES	3,000.00	EUR		Line-by-line	Enel Green Power España SLU	100.00%	70.12%
Savanna Power Solar 6 SLU	Madrid	ES	3,000.00	EUR		Line-by-line	Enel Green Power España SLU	100.00%	70.12%
Savanna Power Solar 9 SLU	Madrid	ES	3,000.00	EUR		Line-by-line	Enel Green Power España SLU	100.00%	70.12%
Se Služby Inžinierskych Stavieb SRO	Kalná Nad Hronom	SK	200,000.00	EUR		Equity	Slovenské elektrárne AS	100.00%	33.00%
Seccionadora Almodóvar Renovables SL	Malaga	ES	5,000.00	EUR		Equity	Enel Green Power España SLU	37.50%	26.29%
Seguidores Solares Planta 2 SLU	Madrid	ES	3,010.00	EUR		Line-by-line	Enel Green Power España SLU	100.00%	70.12%
Servizio Elettrico Nazionale SpA	Rome	IT	10,000,000.00	EUR		Line-by-line	Enel Italia SpA	100.00%	100.00%
Set Carmona 400 kV Renovables SL	Seville	ES	10,000.00	EUR		Equity	Enel Green Power España SLU	16.00%	11.22%
Setyl Srl	Bergamo	IT	100,000.00	EUR		Equity	Enel X Italia Srl	27.50%	27.50%




















Company name	Head quarters	Country	Share capital	Currency	Segment	Consolidation method	Held by	% holding	Group % holding
Seven Cowboy PPA LLC	Andover	US	1.00	USD		Line-by-line	EGP North America PPA LLC	100.00%	100.00%
Seven Cowboy Wind Project Holdings LLC	Andover	US	1.00	USD		Line-by-line	Enel Kansas LLC	100.00%	100.00%
Seven Cowboy Wind Project II LLC	Andover	US	1.00	USD		Line-by-line	Enel Kansas LLC	100.00%	100.00%
Seven Cowboy Wind Project LLC	Andover	US	1.00	USD		Line-by-line	Seven Cowboy Wind Project Holdings LLC	100.00%	100.00%
Seven Cowboys Solar Project LLC	Andover	US	-	USD		Line-by-line	Enel Kansas LLC	100.00%	100.00%
Shark Power REN 10 SLU	Madrid	ES	3,000.00	EUR		Line-by-line	Shark Power SLU	100.00%	70.12%
Shark Power REN 4 SLU	Madrid	ES	3,000.00	EUR		Line-by-line	Shark Power SLU	100.00%	70.12%
Shark Power REN 5 SLU	Madrid	ES	3,000.00	EUR		Line-by-line	Shark Power SLU	100.00%	70.12%
Shark Power REN 6 SLU	Madrid	ES	3,000.00	EUR		Line-by-line	Shark Power SLU	100.00%	70.12%
Shark Power REN 7 SLU	Madrid	ES	3,000.00	EUR		Line-by-line	Shark Power SLU	100.00%	70.12%
Shark Power REN 8 SLU	Madrid	ES	3,000.00	EUR		Line-by-line	Shark Power SLU	100.00%	70.12%
Shark Power REN 9 SLU	Madrid	ES	3,000.00	EUR		Line-by-line	Shark Power SLU	100.00%	70.12%
Shark Power SLU	Seville	ES	143,000.00	EUR		Line-by-line	Enel Green Power España SLU	100.00%	70.12%
Shepherd Pass Wind Project LLC	Andover	US	1.00	USD		Line-by-line	Enel Kansas LLC	100.00%	100.00%
Shiawassee Wind Project LLC	Wilmington	US	1.00	USD		Line-by-line	Enel Kansas LLC	100.00%	100.00%
Shield Energy Storage Project LLC	Wilmington	US	-	USD		Line-by-line	Enel Energy Storage Holdings LLC (formerly EGP Energy Storage Holdings LLC)	100.00%	100.00%
Shikhar Surya (One) Private Limited	Gurugram	IN	340,100,000.00	INR		Line-by-line	Enel Green Power India Private Limited	100.00%	100.00%
SIET - Società Informazioni Esperienze Termoidrauliche SpA	Piacenza	IT	697,820.00	EUR		Equity	Enel Innovation Hubs Srl	41.55%	41.55%
Silt Solar I LLC	Andover	US	1.00	USD		Line-by-line	Brick Road Solar Holdings LLC	100.00%	100.00%
Silver Dollar Solar Project LLC	Andover	US	1.00	USD		Line-by-line	Enel Kansas LLC	100.00%	100.00%
Silverware Solar Project LLC	Andover	US	1.00	USD		Line-by-line	Enel Kansas LLC	100.00%	100.00%
Sinergia GP6 Srl	Rome	IT	10,000.00	EUR		Line-by-line	Enel Green Power Italia Srl	100.00%	100.00%
Sinergia GP7 Srl	Rome	IT	10,000.00	EUR		Line-by-line	Enel Green Power Italia Srl	100.00%	100.00%
Sistema Eléctrico de Conexión Valcaire SL	Madrid	ES	175,200.00	EUR		Equity	Enel Green Power España SLU	28.13%	19.72%

































Company name	Head quarters	Country	Share capital	Currency	Segment	Consolidation method	Held by	% holding	Group % holding
Sistemas Energéticos Mañón Ortigueira SA	A Coruña	ES	2,007,750.00	EUR		Line-by-line	Enel Green Power España SLU	96.00%	67.31%
Skyview Solar Project LLC	Andover	US	1.00	USD		Line-by-line	Enel Kansas LLC	100.00%	100.00%
Skyview Wind Project LLC	Andover	US	1.00	USD		Line-by-line	Tradewind Energy Inc.	100.00%	100.00%
SL Energy SAC	Lima	PE	1,000.00	PEN		Line-by-line	Enel Green Power Perú SAC Enel Perú SAC	99.90% 0.10%	82.27%
Sleep Hollow Solar I LLC	Andover	US	1.00	USD		Line-by-line	Brick Road Solar Holdings LLC	100.00%	100.00%
Slovak Power Holding BV	Amsterdam	NL	25,010,000.00	EUR		Equity	Enel Produzione SpA	50.00%	50.00%
Slovenské elektrárne - Energetické Služby SRO	Bratislava	SK	4,505,000.00	EUR		Equity	Slovenské elektrárne AS	100.00%	33.00%
Slovenské elektrárne AS	Bratislava	SK	1,269,295,724.66	EUR	  	Equity	Slovak Power Holding BV	66.00%	33.00%
Slovenské elektrárne Česká Republika SRO	Moravská Ostrava	CZ	295,819.00	CZK		Equity	Slovenské elektrárne AS	100.00%	33.00%
Smoky Hill Holdings II LLC	Wilmington	US	-	USD		Line-by-line	Enel Kansas LLC	100.00%	100.00%
Smoky Hills Wind Farm LLC	Topeka	US	-	USD		Line-by-line	EGPNA Project HoldCo 1 LLC	100.00%	100.00%
Smoky Hills Wind Project II LLC	Lenexa	US	-	USD		Line-by-line	EGPNA Project HoldCo 1 LLC	100.00%	100.00%
Snowy Knoll Wind Project LLC	Andover	US	1.00	USD		Line-by-line	Enel Kansas LLC	100.00%	100.00%
Snyder Wind Farm LLC	Hermleigh	US	-	USD		Line-by-line	Texkan Wind LLC	100.00%	100.00%
Socibe Energia SA	Niterói	BR	12,969,032.25	BRL		Line-by-line	Enel Brasil SA	100.00%	82.27%
Sociedad Agrícola de Cameros Ltda	Santiago de Chile	CL	5,738,046,495.00	CLP		Line-by-line	Enel Chile SA	57.50%	37.33%
Sociedad Eólica de Andalucía SA	Seville	ES	4,507,590.78	EUR		Line-by-line	Enel Green Power España SLU	64.75%	45.40%
Sociedad Eólica El Puntal SL	Seville	ES	1,643,000.00	EUR		Equity	Enel Green Power España SLU	50.00%	35.06%
Sociedad Eólica Los Lances SA	Seville	ES	2,404,048.42	EUR		Line-by-line	Enel Green Power España SLU	60.00%	42.07%
Sociedad para el Desarrollo de Sierra Morena Cordobesa SA	Cordoba	ES	86,063.20	EUR		-	Endesa Generación SAU	1.82%	1.27%
Sociedad Portuaria Central Cartagena SA	Bogotá	CO	89,714,600.00	COP		Line-by-line	Enel Colombia SA ESP Enel X Colombia SAS ESP	94.94% 5.05%	47.17%
Società Elettrica Trigno Srl	Trivento	IT	100,000.00	EUR		Line-by-line	Enel Green Power Italia Srl	100.00%	100.00%
Soetwater Wind Farm (RF) (Pty) Ltd	Johannesburg	ZA	1,000.00	ZAR		Equity	Enel Green Power RSA 2 (RF) (Pty) Ltd	55.00%	27.50%
Solana Renovables SL	Madrid	ES	5,000.00	EUR		Equity	Enel Green Power España SLU	49.84%	34.95%

Company name	Head quarters	Country	Share capital	Currency	Segment	Consolidation method	Held by	% holding	Group % holding
Solas Electricity Srl	Bucharest	RO	17,740,000.00	RON		Discontinued operations	Enel Green Power Romania Srl	100.00%	100.00%
Soliloquoy Ridge LLC	Minneapolis	US	-	USD		Line-by-line	Chi Minnesota Wind LLC	51.00%	51.00%
Sona Enerji Üretim Anonim Şirketi	Istanbul	TR	50,000.00	TRY		Line-by-line	Enel Green Power Turkey Enerji Yatirimlari Anonim Şirketi	100.00%	100.00%
Sonak Solar Project LLC	Andover	US	-	USD		Line-by-line	Tradewind Energy Inc.	100.00%	100.00%
Sotavento Galicia SA	Santiago de Compostela	ES	601,000.00	EUR		Equity	Enel Green Power España SLU	36.00%	25.24%
South Italy Green Hydrogen Srl	Rome	IT	10,000.00	EUR		Equity	Enel Green Power Italia Srl	50.00%	50.00%
South Rock Wind Project LLC	Andover	US	1.00	USD		Line-by-line	Tradewind Energy Inc.	100.00%	100.00%
South Wind Energy Srl	Bucharest	RO	2,000.00	RON		Discontinued operations	Enel Green Power Romania Srl	100.00%	100.00%
Southwest Transmission LLC	Cedar Bluff	US	-	USD		Line-by-line	Chi Minnesota Wind LLC	100.00%	100.00%
Southwestern Rays Solar Project LLC	Andover	US	1.00	USD		Line-by-line	Enel Kansas LLC	100.00%	100.00%
Spartan Hills LLC	Minneapolis	US	-	USD		Line-by-line	Chi Minnesota Wind LLC	51.00%	51.00%
Spinazzola SPV Srl	Rome	IT	10,000.00	EUR		Line-by-line	Enel Green Power Italia Srl	100.00%	100.00%
Spring Wheat Solar Project LLC	Andover	US	1.00	USD		Line-by-line	Enel Kansas LLC	100.00%	100.00%
Square Dance Solar Project LLC	Andover	US	1.00	USD		Line-by-line	Enel Kansas LLC	100.00%	100.00%
Sreeja Infrastructure Private Limited	Hyderabad	IN	100,000.00	INR		Line-by-line	Enel Green Power India Private Limited	100.00%	100.00%
Stable Brook Storage Project Limited Partnership	Calgary	CA	-	CAD		Line-by-line	Enel Alberta Storage Inc. Enel Green Power Canada Inc.	0.10% 99.90%	100.00%
Stampede Solar Holdings LLC	Andover	US	1.00	USD		Line-by-line	Enel Green Power Stampede Solar Holdings LLC	100.00%	100.00%
Stampede Solar Project LLC	Andover	US	-	USD		Line-by-line	Enel Kansas Development Holdings LLC	100.00%	100.00%
Star Catcher Solar Project LLC	Andover	US	1.00	USD		Line-by-line	Enel Kansas LLC	100.00%	100.00%
Star Energy Single Member PC.	Maroussi	GR	28,010.00	EUR		Discontinued operations	Enel Green Power Hellas SA	100.00%	100.00%
Station Tales Solar Limited Partnership	Calgary	CA	100.00	CAD		Line-by-line	Enel Alberta Solar Inc. Enel Green Power Canada Inc.	0.10% 99.90%	100.00%
Sterling and Wilson Enel X e-Mobility Private Limited	Mumbai	IN	90,000,000.00	INR		Equity	Enel X Way Srl	50.00%	50.00%
Stillman Valley Solar LLC	Wilmington	US	-	USD		Line-by-line	Enel Kansas LLC	100.00%	100.00%























Company name	Head quarters	Country	Share capital	Currency	Segment	Consolidation method	Held by	% holding	Group % holding
Stillwater Woods Hill Holdings LLC	Wilmington	US	1.00	USD		Line-by-line	Enel Kansas LLC	100.00%	100.00%
Stipa Nayaá SA de Cv	Mexico City	MX	1,811,016,348.00	MXN		Line-by-line	Enel Green Power México S de RL de Cv Enel Green Power Partecipazioni Speciali Srl	55.21% 40.16%	95.37%
Stockyard Solar Project LLC	Andover	US	-	USD		Line-by-line	Enel Kansas LLC	100.00%	100.00%
Stonewood Desarrollos SLU	Madrid	ES	4,053,000.00	EUR		Line-by-line	Enel Green Power España SLU	100.00%	70.12%
Storey Plains Wind Project LLC	Andover	US	1.00	USD		Line-by-line	Enel Kansas LLC	100.00%	100.00%
Stormy Hills Wind Project LLC	Andover	US	1.00	USD		Line-by-line	Enel Kansas LLC	100.00%	100.00%
Strinestown Solar I LLC	Andover	US	-	USD		Line-by-line	Enel Kansas LLC	100.00%	100.00%
Suave Energía S de RL de Cv	Mexico City	MX	1,000.00	MXN		Line-by-line	Enel Green Power México S de RL de Cv Enel Rinnovabile SA de Cv	0.10% 99.90%	100.00%
Sublunary Trading (RF) (Pty) Ltd	Bryanston	ZA	13,750,000.00	ZAR		Line-by-line	Enel Green Power South Africa (Pty) Ltd	57.00%	57.00%
Sugar Pine Solar Project LLC	Andover	US	1.00	USD		Line-by-line	Enel Kansas LLC	100.00%	100.00%
Suggestion Power Unipessoal Ltda	Paço de Arcos	PT	50,000.00	EUR		Line-by-line	Endesa Generación Portugal SA	100.00%	70.12%
Suministradora Eléctrica de Cádiz SA	Cadiz	ES	12,020,240.00	EUR		Equity	Endesa Red SAU	33.50%	23.49%
Suministro de Luz y Fuerza SL	Barcelona	ES	2,800,000.00	EUR		Line-by-line	Hidroeléctrica de Catalunya SLU	60.00%	42.07%
Summit Energy Storage Inc.	Wilmington	US	1,000.00	USD		Line-by-line	Enel Green Power North America Inc.	75.00%	75.00%
Sun River LLC	Bend	US	-	USD		Line-by-line	Chi Minnesota Wind LLC	51.00%	51.00%
Sun4 Koryta Spółka Z Ograniczoną Odpowiedzialnością	Wroclaw	PL	5,750.00	PLN		Line-by-line	S4ma Developments Spółka Z Ograniczoną Odpowiedzialnością	80.00%	80.00%
Sun4 Torzym Spółka Z Ograniczoną Odpowiedzialnością	Wroclaw	PL	5,750.00	PLN		Line-by-line	S4ma Developments Spółka Z Ograniczoną Odpowiedzialnością	80.00%	80.00%
Sundance Wind Project LLC	Dover	US	100.00	USD		Line-by-line	Enel Kansas LLC	100.00%	100.00%
Sunflower Prairie Solar Project LLC	Andover	US	-	USD		Line-by-line	Enel Kansas LLC	100.00%	100.00%
Swather Solar Project LLC	Andover	US	1.00	USD		Line-by-line	Enel Kansas LLC	100.00%	100.00%
Sweet Apple Solar Project LLC	Andover	US	1.00	USD		Line-by-line	Enel Kansas LLC	100.00%	100.00%

Company name	Head quarters	Country	Share capital	Currency	Segment	Consolidation method	Held by	% holding	Group % holding
TAE Technologies Inc.	Pauling	US	53,207,936.00	USD		-	Enel Produzione SpA TAE Technologies Inc.	1.12% 0.00%	1.12%
Tasseling Jewel Wind Project LLC	Andover	US	1.00	USD		Line-by-line	Enel Kansas LLC	100.00%	100.00%
Tauste Energía Distribuida SL	Zaragoza	ES	60,508.00	EUR		Line-by-line	Enel Green Power España SLU	51.00%	35.76%
Tecnatom do Brasil Engenharia e Serviços Ltda	Rio de Janeiro	BR	1,600,000.00	BRL		Equity	Tecnatom SA	90.00%	28.40%
Tecnatom France SAS	Saint Loup de Varennes	FR	1,888,870.38	EUR		Equity	Tecnatom SA	100.00%	31.56%
Tecnatom México SA de Cv	Veracruz	MX	6,000,000.00	MXN		Equity	Inspectores y Consultores Ibercal SLU Tecnatom SA	0.17% 99.83%	31.56%
Tecnatom Servicios Técnicos y Consultoría SLU	Sebastián de los Reyes	ES	3,000.00	EUR		Equity	Tecnatom SA	100.00%	31.56%
Tecnatom UK Ltd	London	GB	1.00	GBP		Equity	Tecnatom SA	100.00%	31.56%
Tecnatom USA Corporation	Wilmington	US	3,000.00	USD		Equity	Tecnatom SA	100.00%	31.56%
Tecnatom SA	Madrid	ES	4,025,700.00	EUR		Equity	Endesa Generación SAU	45.00%	31.56%
Tecnoguat SA	Guatemala City	GT	30,948,000.00	GTQ		Line-by-line	Enel Colombia SA ESP	75.00%	35.38%
Tejo Energia - Produção e Distribuição de Energia Eléctrica SA	Lisbon	PT	5,025,000.00	EUR		Equity	Endesa Generación SAU	43.75%	30.68%
Tenedora de Energía Renovable Sol y Viento SAPI de Cv	Mexico City	MX	2,892,643,576.00	MXN		Equity	Enel Green Power SpA	32.89%	32.90%
Tera Renewables India Private Limited	Gurugram	IN	100,000.00	INR		Line-by-line	Enel Green Power India Private Limited	100.00%	100.00%
Termica Colferro SpA	Bologna	IT	6,100,000.00	EUR		Equity	Cogenio Srl	60.00%	12.00%
Termoeléctrica José de San Martín SA	Buenos Aires	AR	7,078,298.00	ARS		-	Central Dock Sud SA Enel Generación Costanera SA Enel Generación El Chocón SA	0.42% 1.68% 5.60%	4.22%
Termoeléctrica Manuel Belgrano SA	Buenos Aires	AR	7,078,307.00	ARS		-	Central Dock Sud SA Enel Generación Costanera SA Enel Generación El Chocón SA	0.47% 1.89% 6.23%	4.71%
Termotec Energía AIE in liquidation	La Pobra de Vallbona	ES	481,000.00	EUR		Equity	Enel Green Power España SLU	45.00%	31.55%
Terrer Renovables SL	Madrid	ES	5,000.00	EUR		Equity	Baylio Solar SLU Dehesa de los Guadalupe Solar SLU Seguidores Solares Planta 2 SLU	11.66% 8.83% 9.08%	20.73%























Company name	Head quarters	Country	Share capital	Currency	Segment	Consolidation method	Held by	% holding	Group % holding
Texas Sage Solar Project LLC	Andover	US	1.00	USD		Line-by-line	Enel Kansas LLC	100.00%	100.00%
Texkan Wind LLC	Andover	US	-	USD		Line-by-line	Enel Texkan Inc.	100.00%	100.00%
Thar Surya 1 Private Limited	Gurgaon	IN	200,000.00	INR		Equity	Avikiran Surya India Private Limited	100.00%	51.00%
Thunder Ranch Wind Holdings I LLC	Dover	US	100.00	USD		Line-by-line	Enel Green Power North America Inc.	100.00%	100.00%
Thunder Ranch Wind Holdings LLC	Wilmington	US	-	USD		Line-by-line	Enel Kansas LLC	100.00%	100.00%
Thunder Ranch Wind Project LLC	Dover	US	1.00	USD		Line-by-line	Thunder Ranch Wind Holdings LLC	100.00%	100.00%
Thunderegg Storage Project LLC	Andover	US	1.00	USD		Line-by-line	Enel Kansas LLC	100.00%	100.00%
Thunderegg Wind Project LLC	Andover	US	1.00	USD		Line-by-line	Enel Kansas LLC	100.00%	100.00%
Tico Solar 1 SLU	Zaragoza	ES	3,000.00	EUR		Line-by-line	Enel Green Power España SLU	100.00%	70.12%
Tico Solar 2 SLU	Zaragoza	ES	3,000.00	EUR		Line-by-line	Enel Green Power España SLU	100.00%	70.12%
Tieton Storage Project LLC	Andover	US	1.00	USD		Line-by-line	Enel Kansas LLC	100.00%	100.00%
Tobivox (RF) (Pty) Ltd	Johannesburg	ZA	10,000,000.00	ZAR		Line-by-line	Enel Green Power South Africa (Pty) Ltd	60.00%	60.00%
Toledo PV AIE	Madrid	ES	26,887.96	EUR		Equity	Enel Green Power España SLU	33.33%	23.37%
Toplet Power Park Srl	Bucharest	RO	2,000.00	RON		Discontinued operations	Enel Green Power Romania Srl	100.00%	100.00%
Topwind Energy Srl	Bucharest	RO	2,000.00	RON		Discontinued operations	Enel Green Power Romania Srl	100.00%	100.00%
Toro Renovables 400 kV SL	Madrid	ES	3,000.00	EUR		Equity	FRV Zamora Solar 1 SLU	8.28%	5.81%
Torrepalma Energy 1 SLU	Madrid	ES	3,100.00	EUR		Line-by-line	Enel Green Power España SLU	100.00%	70.12%
Tradewind Energy Inc.	Wilmington	US	1,000.00	USD		Line-by-line	Enel Kansas LLC	100.00%	100.00%
Trading Post Solar Project LLC	Andover	US	1.00	USD		Line-by-line	Enel Kansas LLC	100.00%	100.00%
Trail Ride Canyon Wind Project LLC	Andover	US	1.00	USD		Line-by-line	Enel Kansas LLC	100.00%	100.00%
Transformadora Almodóvar Renovables SL	Seville	ES	5,000.00	EUR		Equity	Enel Green Power España SLU	60.53%	42.44%
Transmisora de Energía Renovable SA	Guatemala City	GT	233,561,800.00	GTQ		Line-by-line	Enel Colombia SA ESP	100.00%	47.18%
							Enel Guatemala SA	0.00%	
							Generadora Montecristo SA	0.00%	
Transportadora de Energía SA - TESA	Buenos Aires	AR	2,584,473,416.00	ARS		Line-by-line	Enel Argentina SA	0.00%	82.27%
							Enel Brasil SA	60.15%	
							Enel CIEN SA	39.85%	





Company name	Head quarters	Country	Share capital	Currency	Segment	Consolidation method	Held by	% holding	Group % holding
Transportes y Distribuciones Eléctricas SA in liquidation	Girona	ES	72,121.45	EUR		Line-by-line	Edistribución Redes Digitales SLU	73.33%	51.42%
Trévago Renovables SL	Madrid	ES	3,000.00	EUR		Equity	Furatena Solar 1 SLU	17.73%	24.89%
							Seguidores Solares Planta 2 SLU	17.77%	
Tsar Nicholas LLC	Minneapolis	US	-	USD		Line-by-line	Chi Minnesota Wind LLC	51.00%	51.00%
Tula WPS LLC	Tula	RU	-	RUB		Line-by-line	Enel Green Power Rus Limited Liability Company	100.00%	100.00%
Tulip Grove Solar Project LLC	Andover	US	-	USD		Line-by-line	Enel Kansas LLC	100.00%	100.00%
Tumbleweed Flat Solar Project LLC	Andover	US	1.00	USD		Line-by-line	Enel Kansas LLC	100.00%	100.00%
Tunga Renewable Energy Private Limited	Gurugram	IN	96,300,000.00	INR		Line-by-line	Avikiran Energy India Private Limited	100.00%	100.00%
TWE Franklin Solar Project LLC	Andover	US	-	USD		Line-by-line	Tradewind Energy Inc.	100.00%	100.00%
TWE ROT DA LLC	Andover	US	1.00	USD		Line-by-line	Tradewind Energy Inc.	100.00%	100.00%
Twin Lake Hills LLC	Minneapolis	US	-	USD		Line-by-line	Chi Minnesota Wind LLC	51.00%	51.00%
Twin Saranac Holdings LLC	Wilmington	US	-	USD		Line-by-line	Enel Green Power North America Inc.	100.00%	100.00%
Tyme Srl	Bergamo	IT	100,000.00	EUR		Equity	Enel X Italia Srl	50.00%	50.00%
Ufnet Argentina SA	Buenos Aires	AR	9,745,583.00	ARS		-	Ufnet Latam SLU	99.95%	19.50%
							Ufnet Panamá SA	0.05%	
Ufnet Brasil Participações Ltda	Santo André	BR	120,784,639.00	BRL		-	Ufnet Guatemala SA	0.00%	19.50%
							Ufnet Latam SLU	100.00%	
Ufnet Brasil SA	Barueri	BR	51,766,147.00	BRL		-	Ufnet Brasil Telecomunicação Ltda	80.00%	15.60%
Ufnet Brasil Telecomunicação Ltda	Santo André	BR	120,784,638.00	BRL		-	Ufnet Brasil Participações Ltda	100.00%	19.50%
Ufnet Chile SpA	Santiago de Chile	CL	233,750,000.00	CLP		-	Ufnet Latam SLU	100.00%	19.50%
Ufnet Colombia Participaciones SAS	Bogotá	CO	10,001,001,000.00	COP		-	Ufnet Colombia SA	100.00%	17.55%
Ufnet Colombia SA	Bogotá	CO	1,180,000,000.00	COP		-	Ufnet Guatemala SA	0.00%	17.55%
							Ufnet Honduras SA	0.00%	
							Ufnet Latam SLU	90.00%	
							Ufnet Panamá SA	0.00%	
Ufnet Costa Rica SA	San José	CR	25,000.00	USD		-	Ufnet Latam SLU	100.00%	19.50%
Ufnet Ecuador Ufec SA	Quito	EC	9,865,110.00	USD		-	Ufnet Guatemala SA	0.00%	14.04%
							Ufnet Latam SLU	71.97%	

Company name	Head quarters	Country	Share capital	Currency	Segment	Consolidation method	Held by	% holding	Group % holding
Ufinet El Salvador SA de Cv	San Salvador	SV	10,000.00	USD	✘	-	Ufinet Guatemala SA	0.01%	19.50%
							Ufinet Latam SLU	99.99%	
Ufinet FTTH Guatemala Ltda	Guatemala City	GT	7,007,000.00	GTQ	✘	-	Ufinet Latam SLU	51.00%	9.94%
Ufinet Guatemala SA	Guatemala City	GT	3,000,000.00	GTQ	✘	-	Ufinet Latam SLU	99.99%	19.50%
							Ufinet Panamá SA	0.01%	
Ufinet Honduras SA	Tegucigalpa	HN	194,520.00	HNL	✘	-	Ufinet Latam SLU	99.99%	19.50%
							Ufinet Panamá SA	0.01%	
Ufinet Latam SLU	Madrid	ES	15,906,312.00	EUR	✘	-	Zacapa Sàrl	100.00%	19.50%
Ufinet México S de RL de Cv	Mexico City	MX	7,635,430.00	MXN	✘	-	Ufinet Guatemala SA	1.31%	19.50%
							Ufinet Latam SLU	98.69%	
Ufinet Nicaragua SA	Managua	NI	2,800,000.00	NIO	✘	-	Ufinet Guatemala SA	0.50%	19.50%
							Ufinet Latam SLU	99.00%	
							Ufinet Panamá SA	0.50%	
Ufinet Panamá SA	Panama City	PA	1,275,000.00	USD	✘	-	Ufinet Latam SLU	100.00%	19.50%
Ufinet Paraguay SA	Asunción	PY	79,488,240,000.00	PYG	✘	-	Ufinet Latam SLU	75.00%	14.63%
Ufinet Perú SAC	Lima	PE	2,836,474.00	PEN	✘	-	Ufinet Latam SLU	100.00%	19.50%
							Ufinet Panamá SA	0.00%	
Ufinet US LLC	Wilmington	US	1,000.00	USD	✘	-	Ufinet Latam SLU	100.00%	19.50%
Unión Eléctrica de Canarias Generación SAU	Las Palmas de Gran Canaria	ES	190,171,520.00	EUR	📈	Line-by-line	Endesa Generación SAU	100.00%	70.12%
Upington Solar (Pty) Ltd	Johannesburg	ZA	1,000.00	ZAR	🌱	Line-by-line	Enel Green Power South Africa (Pty) Ltd	100.00%	100.00%
Usina Eólica Pedra Pintada A Ltda	Rio de Janeiro	BR	653,327.00	BRL	🌱	Line-by-line	Enel Brasil SA	100.00%	82.27%
Usina Eólica Pedra Pintada B Ltda	Rio de Janeiro	BR	748,697.00	BRL	🌱	Line-by-line	Enel Brasil SA	100.00%	82.27%
Usina Eólica Pedra Pintada C Ltda	Rio de Janeiro	BR	805,024.00	BRL	🌱	Line-by-line	Enel Brasil SA	100.00%	82.27%
Usina Eólica Pedra Pintada D Ltda	Rio de Janeiro	BR	653,327.00	BRL	🌱	Line-by-line	Enel Brasil SA	100.00%	82.27%
Usina Fotovoltaica Arinos E 11 Ltda	Rio de Janeiro	BR	221,724,006.00	BRL	🌱	Line-by-line	Enel Brasil SA	100.00%	82.27%
Usina Fotovoltaica Arinos E 12 Ltda	Rio de Janeiro	BR	221,724,006.00	BRL	🌱	Line-by-line	Enel Brasil SA	100.00%	82.27%
Usina Fotovoltaica Arinos E 13 Ltda	Rio de Janeiro	BR	221,724,006.00	BRL	🌱	Line-by-line	Enel Brasil SA	100.00%	82.27%
Usina Fotovoltaica Arinos E 14 Ltda	Rio de Janeiro	BR	221,724,006.00	BRL	🌱	Line-by-line	Enel Brasil SA	100.00%	82.27%
Usina Fotovoltaica Arinos E 15 Ltda	Rio de Janeiro	BR	221,724,006.00	BRL	🌱	Line-by-line	Enel Brasil SA	100.00%	82.27%
Usina Fotovoltaica Arinos E 16 Ltda	Rio de Janeiro	BR	221,724,006.00	BRL	🌱	Line-by-line	Enel Brasil SA	100.00%	82.27%

Company name	Head quarters	Country	Share capital	Currency	Segment	Consolidation method	Held by	% holding	Group % holding
Usina Fotovoltaica Arinos E 17 Ltda	Rio de Janeiro	BR	221,724,006.00	BRL		Line-by-line	Enel Brasil SA	100.00%	82.27%
Usina Fotovoltaica Arinos E 21 Ltda	Rio de Janeiro	BR	221,724,006.00	BRL		Line-by-line	Enel Brasil SA	100.00%	82.27%
Usina Fotovoltaica Arinos E 22 Ltda	Rio de Janeiro	BR	221,724,006.00	BRL		Line-by-line	Enel Brasil SA	100.00%	82.27%
Usina Fotovoltaica Arinos E 23 Ltda	Rio de Janeiro	BR	221,724,006.00	BRL		Line-by-line	Enel Brasil SA	100.00%	82.27%
Usina Fotovoltaica Arinos E 24 Ltda	Rio de Janeiro	BR	221,724,006.00	BRL		Line-by-line	Enel Brasil SA	100.00%	82.27%
USME ZE SAS	Bogotá	CO	104,872,000.00	COP		AFS	Bogotá ZE SAS	100.00%	47.18%
Ustav Jaderného Výzkumu Rez AS	Řež	CZ	524,139,000.00	CZK		-	Slovenské elektrárne AS	27.77%	9.17%
Vayu (Project 1) Private Limited	Gurugram	IN	30,000,000.00	INR		Line-by-line	Enel Green Power India Private Limited	100.00%	100.00%
Vektör Enerji Üretim Anonim Şirketi	Istanbul	TR	3,500,000.00	TRY		AFS	Enel SpA	100.00%	100.00%
Ventos de Santa Ângela Energias Renováveis SA	Rio de Janeiro	BR	7,315,000.00	BRL		Line-by-line	Enel Brasil SA	100.00%	82.27%
Ventos de Santa Esperança Energias Renováveis SA	Rio de Janeiro	BR	4,727,414.00	BRL		Line-by-line	Enel Brasil SA	100.00%	82.27%
Ventos de Santo Orestes Energias Renováveis SA	Rio de Janeiro	BR	1,754,031.00	BRL		Line-by-line	Enel Brasil SA	100.00%	82.27%
Ventos de São Cirilo Energias Renováveis SA	Rio de Janeiro	BR	2,572,010.00	BRL		Line-by-line	Enel Brasil SA	100.00%	82.27%
Ventos de São Mário Energias Renováveis SA	Rio de Janeiro	BR	2,492,000.00	BRL		Line-by-line	Enel Brasil SA	100.00%	82.27%
Ventos de São Roque Energias Renováveis SA	Rio de Janeiro	BR	10,188,722.00	BRL		Line-by-line	Enel Brasil SA	100.00%	82.27%
Vientos del Altiplano SA de Cv	Mexico City	MX	1,455,854,094.00	MXN		Equity	Tenedora de Energía Renovable Sol y Viento SAPI de Cv	60.80%	20.00%
Villanueva Solar SA de Cv	Mexico City	MX	205,316,027.15	MXN		Equity	Tenedora de Energía Renovable Sol y Viento SAPI de Cv	60.80%	20.00%
Viruleiros SL	Santiago de Compostela	ES	160,000.00	EUR		Line-by-line	Enel Green Power España SLU	67.00%	46.98%
Viva Labs AS	Oslo	NO	1,047,249.00	NOK		Line-by-line	Enel X International Srl	100.00%	100.00%
Walking Horse Wind Project LLC	Andover	US	1.00	USD		Line-by-line	Enel Kansas LLC	100.00%	100.00%
Wapella Bluffs Wind Project LLC	Andover	US	1.00	USD		Line-by-line	Tradewind Energy Inc.	100.00%	100.00%
Waseca Solar LLC	Waseca	US	-	USD		Line-by-line	Aurora Distributed Solar LLC	100.00%	74.13%
Waypost Solar Project LLC	Andover	US	1.00	USD		Line-by-line	Tradewind Energy Inc.	100.00%	100.00%



Company name	Head quarters	Country	Share capital	Currency	Segment	Consolidation method	Held by	% holding	Group % holding
Weber Energy Storage Project LLC	Wilmington	US	-	USD		Line-by-line	Enel Energy Storage Holdings LLC (formerly EGP Energy Storage Holdings LLC)	100.00%	100.00%
Wespire Inc.	Boston	US	1,625,000.00	USD		-	Enel X North America Inc.	11.21%	11.21%
West Faribault Solar LLC	Wilmington	US	-	USD		Line-by-line	Aurora Distributed Solar LLC	100.00%	74.13%
West Waconia Solar LLC	Wilmington	US	-	USD		Line-by-line	Aurora Distributed Solar LLC	100.00%	74.13%
Western New York Wind Corporation	Albany	US	300.00	USD		Line-by-line	Enel Green Power North America Inc.	100.00%	100.00%
Wharton-El Campo Solar Project LLC	Andover	US	1.00	USD		Line-by-line	Tradewind Energy Inc.	100.00%	100.00%
White Cloud Wind Holdings LLC	Andover	US	-	USD		Line-by-line	Enel Kansas LLC	100.00%	100.00%
White Cloud Wind Project LLC	Andover	US	1.00	USD		Line-by-line	White Cloud Wind Holdings LLC	100.00%	100.00%
White Peaks Wind Project LLC	Andover	US	1.00	USD		Line-by-line	Enel Kansas LLC	100.00%	100.00%
Whitetail Trails Solar Project LLC	Andover	US	-	USD		Line-by-line	Tradewind Energy Inc.	100.00%	100.00%
Whitney Hill Wind Power Holdings LLC	Andover	US	99.00	USD		Line-by-line	Enel Kansas LLC	100.00%	100.00%
Whitney Hill Wind Power LLC	Andover	US	-	USD		Line-by-line	Whitney Hill Wind Power Holdings LLC	100.00%	100.00%
Whittle's Ferry Solar Project LLC	Andover	US	1.00	USD		Line-by-line	Enel Kansas LLC	100.00%	100.00%
Wild Ox Solar Project LLC	Andover	US	1.00	USD		Line-by-line	Enel Kansas LLC	100.00%	100.00%
Wild Run LP	Alberta	CA	10.00	CAD		Line-by-line	Enel Alberta Wind Inc. Enel Green Power Canada Inc.	0.10% 99.90%	100.00%
Wildcat Flats Wind Project LLC	Andover	US	1.00	USD		Line-by-line	Tradewind Energy Inc.	100.00%	100.00%
Wilderness Range Solar Project LLC	Andover	US	-	USD		Line-by-line	Enel Kansas LLC	100.00%	100.00%
Wildflower Flats Battery Project LLC	Andover	US	1.00	USD		Line-by-line	Enel Kansas LLC	100.00%	100.00%
Wildflower Flats Solar Project LLC	Andover	US	1.00	USD		Line-by-line	Enel Kansas LLC	100.00%	100.00%
Wind Belt Transco LLC	Andover	US	1.00	USD		Line-by-line	Tradewind Energy Inc.	100.00%	100.00%
Wind Energy Green Park Srl	Bucharest	RO	2,000.00	RON		Discontinued operations	Enel Green Power Romania Srl	100.00%	100.00%
Wind Parks Anatolis - Prinias Single Member SA	Maroussi	GR	15,803,388.00	EUR		Discontinued operations	Enel Green Power Hellas Wind Parks South Evia Single Member SA	100.00%	100.00%

Company name	Head quarters	Country	Share capital	Currency	Segment	Consolidation method	Held by	% holding	Group % holding
Wind Parks Katharas Single Member SA	Maroussi	GR	19,932,048.00	EUR		Discontinued operations	Enel Green Power Hellas Wind Parks South Evia Single Member SA	100.00%	100.00%
Wind Parks Kerasias Single Member SA	Maroussi	GR	26,107,790.00	EUR		Discontinued operations	Enel Green Power Hellas Wind Parks South Evia Single Member SA	100.00%	100.00%
Wind Parks Milias Single Member SA	Maroussi	GR	19,909,374.00	EUR		Discontinued operations	Enel Green Power Hellas Wind Parks South Evia Single Member SA	100.00%	100.00%
Wind Parks Mitikas Single Member SA	Maroussi	GR	22,268,039.00	EUR		Discontinued operations	Enel Green Power Hellas Wind Parks South Evia Single Member SA	100.00%	100.00%
Wind Parks Platanos Single Member SA	Maroussi	GR	13,342,867.00	EUR		Discontinued operations	Enel Green Power Hellas Wind Parks South Evia Single Member SA	100.00%	100.00%
Wind Parks Spilias Single Member SA	Maroussi	GR	28,267,490.00	EUR		Discontinued operations	Enel Green Power Hellas Wind Parks South Evia Single Member SA	100.00%	100.00%
Windbreaker Storage Project LLC	Andover	US	1.00	USD		Line-by-line	Enel Kansas LLC	100.00%	100.00%
Winter's Spawn LLC	Minneapolis	US	-	USD		Line-by-line	Chi Minnesota Wind LLC	51.00%	51.00%
WKN Basilicata Development PE1 Srl	Rome	IT	10,000.00	EUR		Line-by-line	Enel Green Power Italia Srl	100.00%	100.00%
Woods Hill Solar LLC	Wilmington	US	-	USD		Line-by-line	Stillwater Woods Hill Holdings LLC	100.00%	100.00%
Xaloc Solar SLU	Valencia	ES	3,000.00	EUR		Line-by-line	Enel Green Power España SLU	100.00%	70.12%
X-bus Italia Srl	Milan	IT	15,000.00	EUR		Equity	Enel X Italia Srl	20.00%	20.00%
Yacylec SA	Buenos Aires	AR	20,000,000.00	ARS		Equity	Enel Américas SA	33.33%	27.42%
Yedesa Cogeneración SA in liquidation	Almería	ES	234,394.72	EUR		Equity	Enel Green Power España SLU	40.00%	28.05%
Yellow Rose Wind Project LLC	Andover	US	1.00	USD		Line-by-line	Enel Kansas LLC	100.00%	100.00%
Yorktown Energy Storage 1 LLC	Boston	US	-	USD		Line-by-line	Enel X North America Inc.	100.00%	100.00%
Zacapa HoldCo Sàrl	Luxembourg	LU	76,180,812.49	EUR		-	Zacapa Topco Sàrl	100.00%	19.50%
Zacapa LLC	Wilmington	US	100.00	USD		-	Zacapa Sàrl	100.00%	19.50%
Zacapa Sàrl	Luxembourg	LU	82,866,475.04	USD		-	Zacapa HoldCo Sàrl	100.00%	19.50%
Zacapa Topco Sàrl	Luxembourg	LU	29,970,000.00	EUR		-	Enel X International Srl	19.50%	19.50%
Zephir 3 Constanta Srl	Bucharest	RO	1,031,260.00	RON		Discontinued operations	Enel Green Power Romania Srl	100.00%	100.00%
Zoo Solar Project LLC	Andover	US	-	USD		Line-by-line	Tradewind Energy Inc.	100.00%	100.00%